



2009 TEEN PREGNANCY & BIRTH IN TRAVIS COUNTY

The teen or adolescent pregnancy and birth rates are important and often requested community indicators. Although related measures, each rate is defined and calculated differently and has a very different meaning. The Texas Department of State Health Services (DSHS) defines teen pregnancies and teen births as those occurring among the female population ages 13 to 17 years old. The Centers for Disease Control & Prevention (CDC) and other agencies may define teens or adolescents differently, which impact the ability to compare rates.

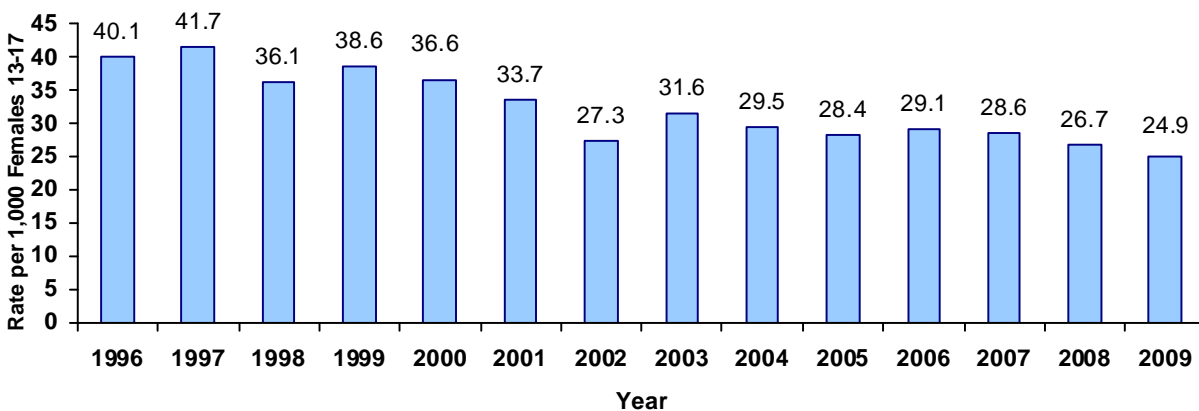
What is a pregnancy rate?

A pregnancy rate is defined as the total number of pregnancies per 1,000 females. Pregnancy data is based on the total number of reported live births, fetal deaths, and abortions. All three elements are required to calculate a pregnancy rate. The pregnancy rate is limited in two ways. First, in Texas, fetal losses before 20 weeks gestation are not required to be reported by law. Therefore, reported pregnancy rates underestimate the actual pregnancy rates. Second, due to data constraints, pregnancy rates cannot be calculated for sub-county areas such as ZIP codes.

What is the teen pregnancy rate in Travis County?

In 2009, there were 691 pregnancies among Travis County females ages 13 to 17, for a rate of 24.9 per 1,000. The 2009 pregnancy rate decreased by 6.7% from 2008 and by 37.9% since 1996.

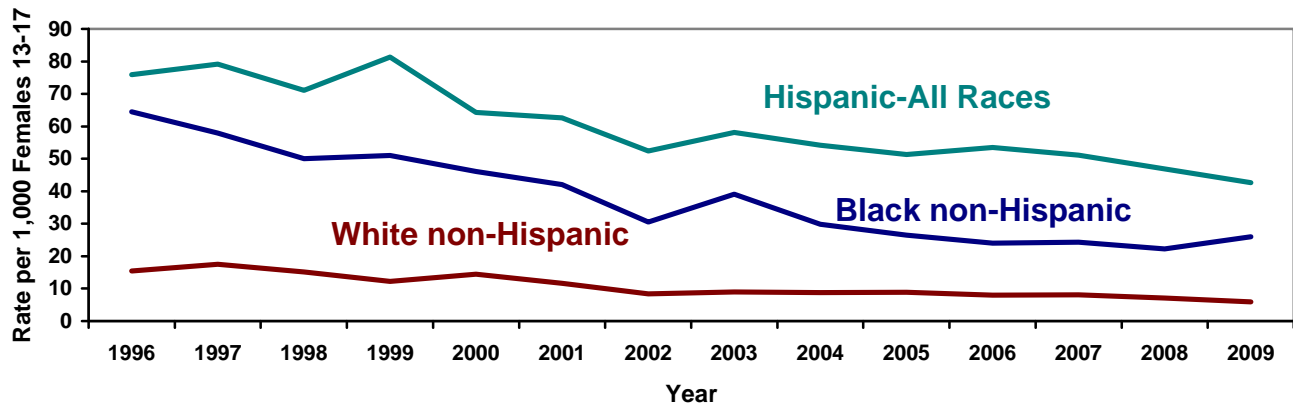
Figure 1. Teen (13 to 17) pregnancy rate per 1,000, Travis County, 1996-2009.¹



The teen pregnancy rate varies significantly by race/ethnicity (Figure 2). However, overall since 1996 the teen pregnancy rate for White non-Hispanics, Black non-Hispanics and Hispanics-All Races have all decreased. Although the rate of pregnancy of Black non-Hispanic teen females increased in 2009 to 39.5 per 1,000 from 34.1 per 1,000 in 2008. The highest 2009 pregnancy rates were among Hispanic-All Races teens at 54.7 per 1,000. The rate among Black non-Hispanic teens was significantly lower at 39.5 per 1,000. However, both rates were significantly higher than the rate among White non-Hispanic teens 12.3 per 1,000. The 2009 differences in pregnancy rates between females of these select race and ethnic groups are statistically significant.



Figure 2. Teen (13 to 17) pregnancy rate per 1,000 by race/ethnicity, Travis County, 1996-2009.¹



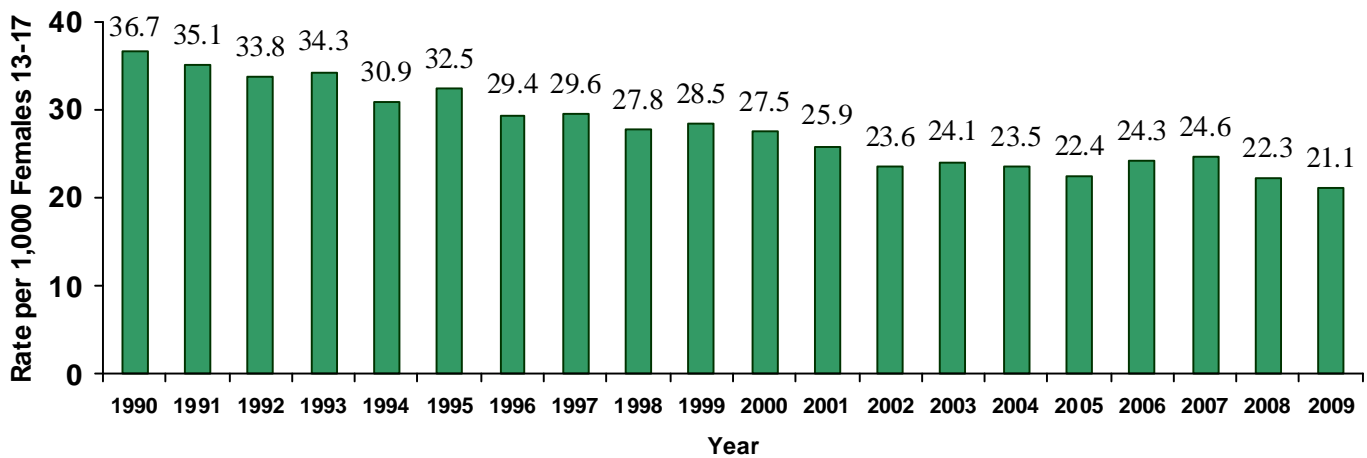
What is a birth rate?

A birth rate is simply the number of live births per 1,000 women. Pregnancies resulting in any outcome other than a live birth are not included in this indicator. Birth rates may be calculated for sub-county like ZIP codes and census tracts.

What is the teen birth rate in Travis County?

In 2009, there were 586 births to Travis County females ages 13 to 17, for a rate of 21.1 per 1,000. Similar to the pregnancy rate in Travis County, the 2009 teen birth rate has also decreased. The 2009 birth rate decreased by 5.4% since 2008 and by 42.5% since 1990.

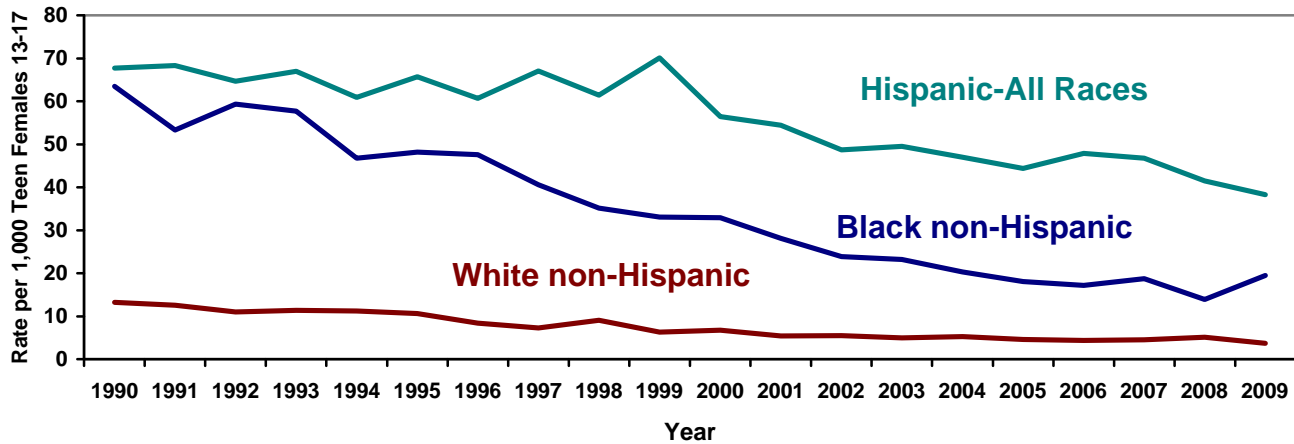
Figure 3. Teen (13 to 17) birth rate per 1,000, Travis County, 1990-2009.¹



The teen birth rates by race/ethnicity are similar to the teen pregnancy rates. The highest teen birth rate in the county, 38.3 per 1,000, was among Hispanics-All Races. The teen birth rate among Black non-Hispanics was 19.5 per 1,000 and the rate among White non-Hispanics was 3.7 per 1,000. The 2009 differences in birth rates between females of these select Race and Ethnic groups are statistically significant.



Figure 4. Teen (13 to 17) birth rate per 1,000 by race/ethnicity, Travis County, 1995-2009.¹



How do teen pregnancy and birth rates in Travis County compare to other areas?

Travis County does have lower rates of teen pregnancies and live births than other metropolitan Texas counties, excluding Tarrant County. The difference in rates between Travis County and Tarrant County is not statistically significant. Travis County pregnancy rate is slightly higher than the pregnancy rate for the State of Texas however the birth rate in Travis County is slightly lower than the rate for the state. The differences between Travis County and the State of Texas are not statistically significant. Travis County pregnancy rates are significantly lower than Bexar, Cameron, Dallas, El Paso, and Harris Counties' pregnancy rates. Travis County birth rates are significantly lower than Bexar, Cameron, Dallas, and El Paso Counties' pregnancy rates. The birth rate in Travis County is not significantly different than Harris County.

Table 1. Teen (13-17) pregnancy and birth rates per 1,000 by geographic area with 95% confidence intervals, 2009.¹

Location	Pregnancy Rate	Birth Rate
Bexar County	28.4 (27.1, 29.8)	23.6 (22.4, 24.9)
Cameron County	38.3 (35.3, 41.3)	35.2 (32.3, 38.1)
Dallas County	29.6 (28.4, 30.7)	24.9 (23.8, 25.9)
El Paso County	31.9 (29.8, 34.0)	29.1 (27.2, 31.1)
Harris County	27.4 (26.5, 28.3)	22.1 (21.3, 22.9)
Tarrant County	22.2 (21.0, 23.3)	18.7 (17.7, 19.8)
Travis County	24.9 (23.0, 26.7)	21.1 (19.4, 22.8)
Texas	24.7 (24.4, 25.0)	21.2 (20.9, 21.5)

References

¹ Data Source: Texas Department of State Health Services.

This fact sheet was produced by the Epidemiology and Disease Surveillance Unit (EDSU) in the Division of the Medical Director. EDSU investigates disease outbreaks; analyzes infectious disease, vital statistics, behavioral and chronic disease data; and works on public health preparedness and response initiatives.