



Travis County Jail Diversion Cost Simulation Project

*TAPA Center for Jail Diversion
Hank Steadman
Patty Griffin
Brian Case*

*Human Services Research Institute
David Hughes*

September 14th, 2007

the CMHS
GAINS

TAPA
Center for Jail
Diversion





Acknowledgements

- Sheriff's Office (Danny Smith)
- Criminal Justice Planning (Erin Nelson, Kimberly Pierce)
- CSCD - Adult Probation (Carsten Andreson)
- Indigent Care Collaboration (Sandy Coe Simmons)
- CSCD - Pre-Trial Services (Irma Guerrero)
- Planning and Budget Office (Jessica Rio)
- Criminal Court Administration (Debra Hale)
- Court at Law 5 (Hon. Nancy Hohengarten)
- ATCMHMR (Abraham Minjarez, Harold Williams)
- Mayor's MH Task Force (Susan Stone)





Why Simulate?

- Cheaper, quicker, safer scientifically sound alternative to costly studies (Samuelson, 2004)

the CMHS
GAINS

TAPA
Center for Jail
Diversion





What Does the Model Produce?

- Comparison of diverted and not diverted groups on several key variables including:
 - Jail days
 - Outcomes (functional level improvement)
 - Cost by system
- Other outputs:
 - Hospital days
 - ER use
 - Units and costs for all services
 - Total cost and population by month





Beta Test Methodology

- Initial sample includes all jail bookings who were administered a TRAG assessment in the month of November 2006, January 2007 and February 2007 in the Travis County Jail.
- N = 878
- Current Charge information (N) = 835





Characteristics of Persons Entering Jail with a Mental Health Flag

(Based on Three Months of Admissions Using Modified TRAG)

the CMHS
GAINS

TAPA
Center for Jail
Diversion





Clinical and Functional Level Summary

- Clinical Disorders
 - Bipolar Disorder - 27%
 - Depression - 22%
 - Schizophrenia - 20%
 - Mood/anxiety, rule outs, and unknown/other- 31%
- Current Functional Levels
 - Acutely III, Unable to Function (RAFLS 1&2) - 19%
 - Lacks Personal/Community Skills (RAFLS 3&4) - 38%
 - Needs Role Support (RAFLS 5) - 24%
 - Mostly/System Independent (RAFLS 6&7) - 18%





RAFLS / GAF / TRAG Crosswalk

RAFLS Level	GAF	TRAG Level
1	1-20	0
2	21-30	4
3	31-40	3
4	41-54	1 or 2
5	55-79	1 or 2
6	71-80	1 or 9
7	81-100	9



TRAG Levels of Care

- 0 Crisis
1. Pharmacological Management, Medication Training & Supports, & Routine Case Management
2. Pharmacological Management, Medication Training & Supports, & Routine CM & Counseling
3. Pharmacological Management, Medication Training & Supports, **Psychosocial Rehabilitation, Supported Employment, and Medical Services**
4. Assertive Community Treatment (ACT)
9. No service





TRAG Scores of Detainees

Per cent of detainees with mental health flags who scored significant to high on TRAG measures:

- Risk of harm - 14%
- Support needs - 23%
- Psychiatric related hospitalization - 2%
- Functional impairment - 24%
- Housing instability - 18%
- Co-occurring substance use - 21%
- Criminal justice involvement - 17%





Current and Past Criminal Charges

the CMHS
GAINS

TAPA

Center for Jail
Diversion





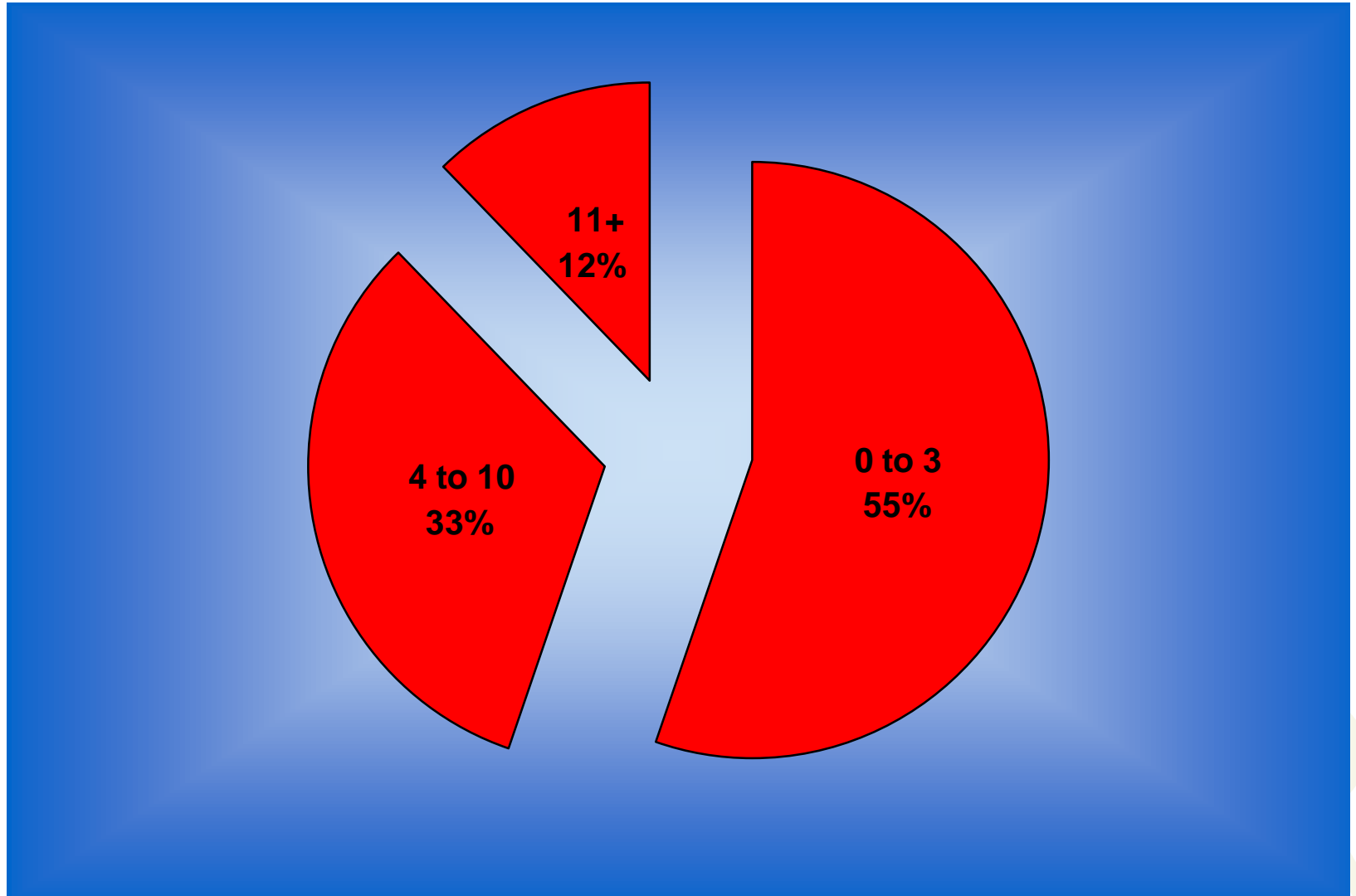
Current Criminal Charges

- Total N = 685 individuals with new charges
 - 67% White
 - 77 % Male
- Current Criminal Charges (highest level charge)
 - Misdemeanor C - 4%
 - Misdemeanor B - 17%
 - Misdemeanor A - 19%
 - State Jail Felony - 13%
 - Felony 3 - 16%
 - Felony 2 - 22%
 - Felony 1 - 9%





History (8 Years) of Previous Bookings





Total Criminal Justice Costs by Offense Category

the CMHS
GAINS

TAPA

Center for Jail
Diversion





Total Per Person Costs by Offense Category

Felony 1	\$17,265
Felony 2	\$13,801
Felony 3	\$11,361
State Jail	\$7,327
Misdemeanor A	\$4,057
Misdemeanor B	\$3,568
Misdemeanor C	\$1,644





Summary – Total CJ Costs for Sample*

- Total number divertable over a three month period = 592
- Projected Jail Days = 18,748
- Projected Total Criminal Justice Costs

= \$4,933,721

***Not including cost associated with recidivism**

the CMHS
GAINS

TAPA
Center for Jail
Diversion





Jail Diversion Logic Model

the CMHS
GAINS

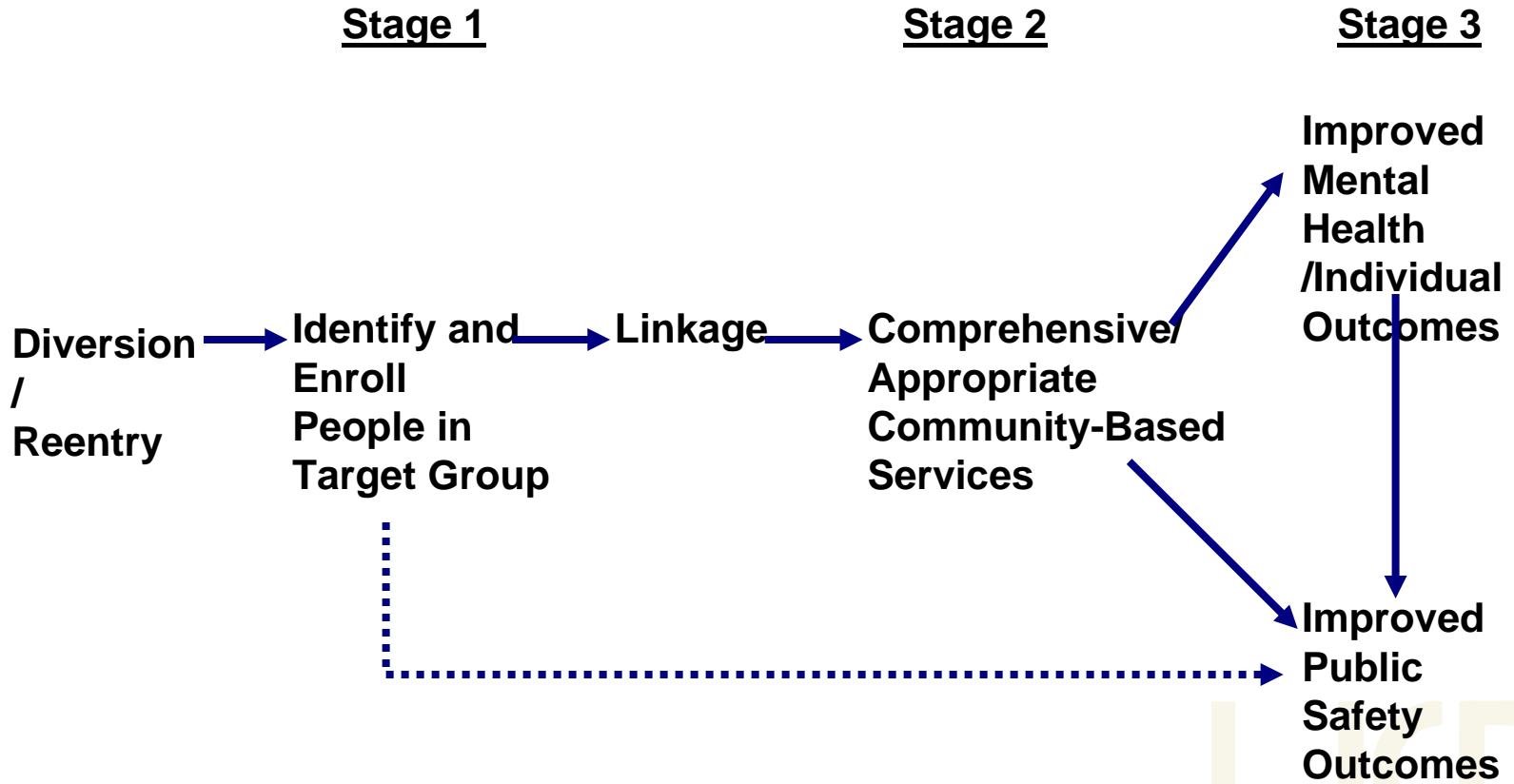
TAPA

Center for Jail
Diversion





Diversion/Reentry Logic Model





Diversion Options

Travis County Jail Diversion Simulation Project

the CMHS
GAINS

TAPA

Center for Jail
Diversion





Three Diversion Scenarios

- 1. Residential Treatment for Homeless Males with Co-Occurring Disorders**
- 2. Non-Residential Treatment for Defendants with Housing Stability and Co-Occurring Disorders**
- 3. Outpatient Restoration of Competency**



Diversion Alternative	Residential Treatment for Homeless Males with Co-Occurring Disorders - Scenario 1
Criminal Justice Status	<ul style="list-style-type: none"> • Track 1 - Misdemeanors: <ul style="list-style-type: none"> - Release on bond - Divert within 5 days of jail admission - Pre-trial services, 6 months - Dismiss charges at 6 months • Track 2 Felonies: <ul style="list-style-type: none"> - Condition of probation - Divert within 10 days of jail admission. - Probation, 2 – 5 years
Clinical Criteria	<ul style="list-style-type: none"> • Priority Population: Diagnosis of Bipolar Disorder, Major Depression, Schizoaffective Disorder, or Schizophrenia • Co-occurring Substance Use Disorder
Legal Criteria	<ul style="list-style-type: none"> • Eligible Offense Categories: Misdemeanor A, Misdemeanor B, State Jail Felony, Felony 3 • 2 or more prior arrests
Other Criteria	<ul style="list-style-type: none"> • Homeless • Male



Core Services – Scenario 1

- Residential treatment program (90 days) with subsequent Forensic Intensive Case Management (90 days)
- Wraparound services
- Integrated Dual Disorders Treatment (IDDT)
- Forensic Intensive Case Management (FICM)
- Levels of Care 1, 2, 3
- Incorporate daily rate of lease, assuming full capacity

the CMHS
GAINS

TAPA
Center for Jail
Diversion





Divertable Defendants by Month and Charge

- Scenario 1

Month	Felony 3	State Jail	Mis A	Mis B	Total
Total	7	22	20	24	73
Monthly Average*	2	7	7	8	24

*Rounded to nearest whole number



Diversion Alternative	Non-Residential Treatment for Defendants with Housing Stability and Co-Occurring Disorders - Scenario 2
Criminal Justice Status	<ul style="list-style-type: none"> • Track 1 - Misdemeanors: <ul style="list-style-type: none"> - Release on bond - Divert within 5 days of jail admission - Pre-trial services, 6 months - Dismiss charges at 6 months • Track 2 Felonies: <ul style="list-style-type: none"> - Condition of probation - Divert within 10 days of jail admission. <ul style="list-style-type: none"> - Consider waiving indictment as a requirement of admission - Probation, 2 – 5 years
Clinical Criteria	<ul style="list-style-type: none"> • Priority Population: Diagnosis of Bipolar Disorder, Major Depression, Schizoaffective Disorder, or Schizophrenia • Co-occurring Substance Use Disorder
Legal Criteria	<ul style="list-style-type: none"> • Eligible Offense Categories: Misdemeanor A, Misdemeanor B, State Jail Felony, Felony 3 • 2 or more prior arrests
Other Criteria	<p>Not Homeless or do not have significant housing instability</p>



Core Services – Scenario 2

- Forensic Intensive Case Management (FICM)
- Supported Housing
- Rehabilitation
- Counseling
- Levels of Care 1,2,3

the CMHS
GAINS

TAPA
Center for Jail
Diversion





Divertable Defendants by Month and Charge - Scenario 2

Month	Felony 3	State Jail	Mis A	Mis B	Total
Total	51	79	158	134	422
Monthly Average*	17	26	53	45	141

*Rounded to nearest whole number



Diversion Alternative	Outpatient Restoration of Competency (90 days) – Scenario 3
Criminal Justice Status	<ul style="list-style-type: none"> ● Release on bail after finding of incompetence ● Divert within 5 days of finding ● Outpatient Restoration Case Management until restored or found un-restorable
Clinical Criteria	<ul style="list-style-type: none"> ● Priority Population: Diagnosis of Bipolar Disorder, Major Depression, Schizoaffective Disorder, or Schizophrenia ● Clinically appropriate for Divertable Defendants
Legal Criteria	<ul style="list-style-type: none"> ● Eligible Offense Categories: Misdemeanor A, Misdemeanor B, State Jail Felony, Felony 3
Other Criteria	<ul style="list-style-type: none"> ● Acceptable risk assessment scores on HCR-20 and/or LSI-R



Core Services – Scenario 3

- Medication Support
- Forensic Intensive Case Management (FICM)
- Restoration Training Curriculum
- Housing Support
- Assertive Community Treatment (ACT)
- Rehabilitation
- Counseling





Divertable Defendants by Month and Charge - Scenario 3

Month	Felony 3	State Jail	Mis A	Mis B	Total
Total	0	6	10	5	21
Monthly Average*	0	2	3	2	7





Diversion Simulation Results

the CMHS
GAINS

TAPA

Center for Jail
Diversion





Types of Costs Savings

- **Current public level savings** - the result of closed institutions, wings of institutions or reduction of staff
- **Individual level savings** - following a cohort and comparing costs had they not been diverted - usually does not result in system savings but allows for the use of resources for other purposes
- **Future public level savings** - not having to build additional facilities





Diversion Results Scenario 1

Residential Treatment for Homeless Males with Co-Occurring Disorders

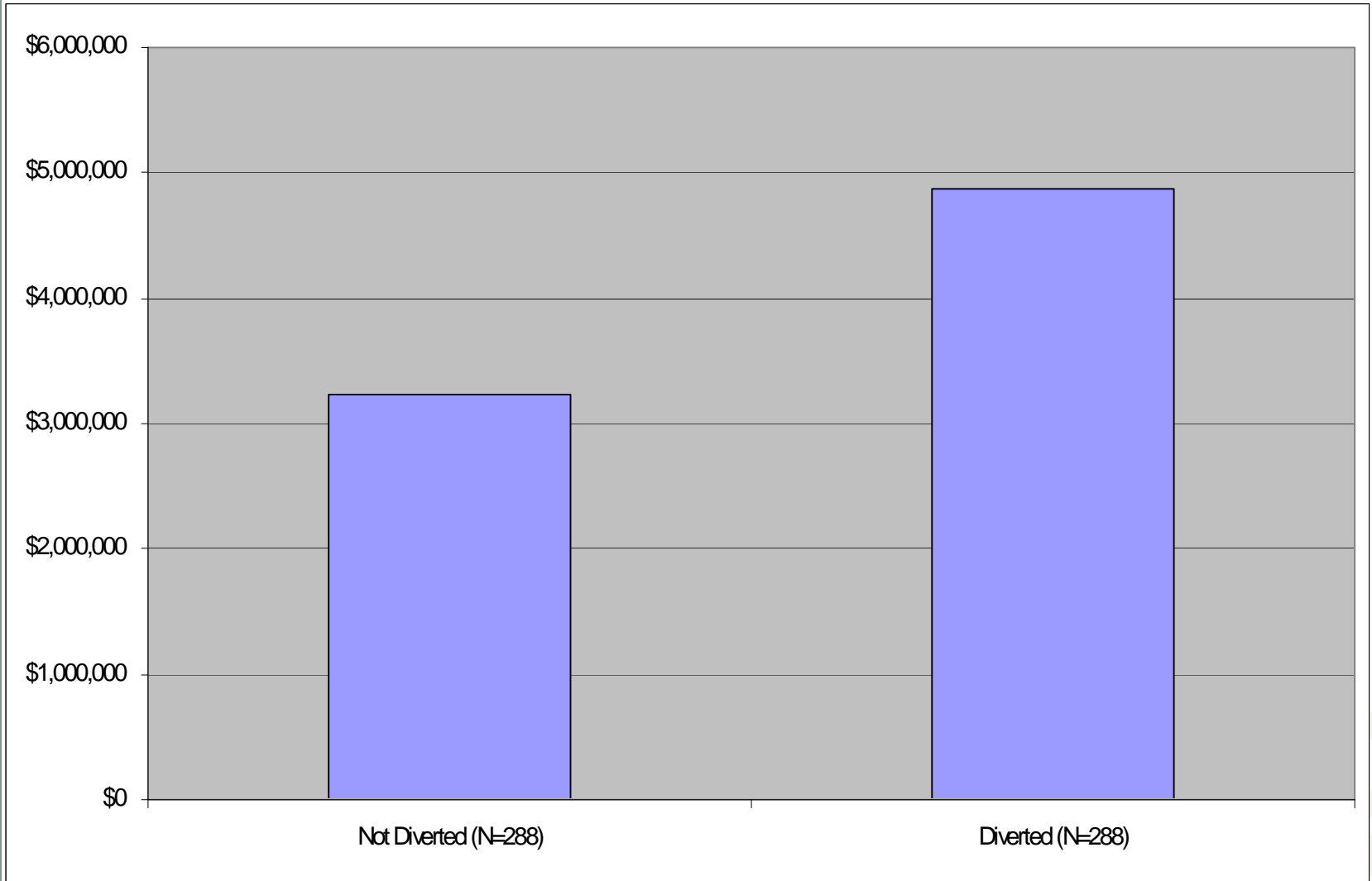
the CMHS
GAINS

TAPA
Center for Jail
Diversion





Program Costs Year 1 Scenario 1



the CMHS
GAINS

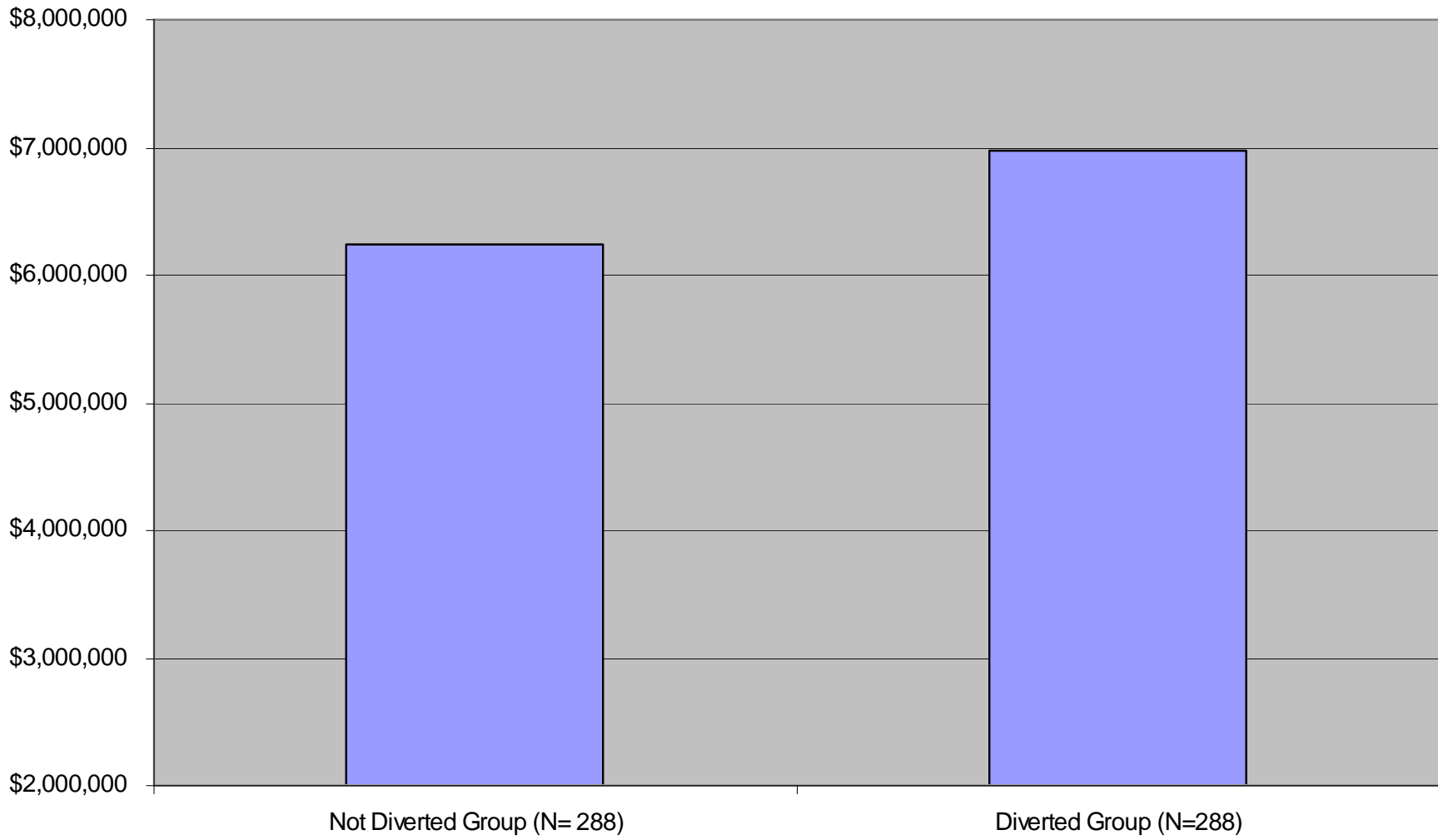
TAPA

Center for Jail
Diversion





Program Costs Years 1 and 2 Scenario 1

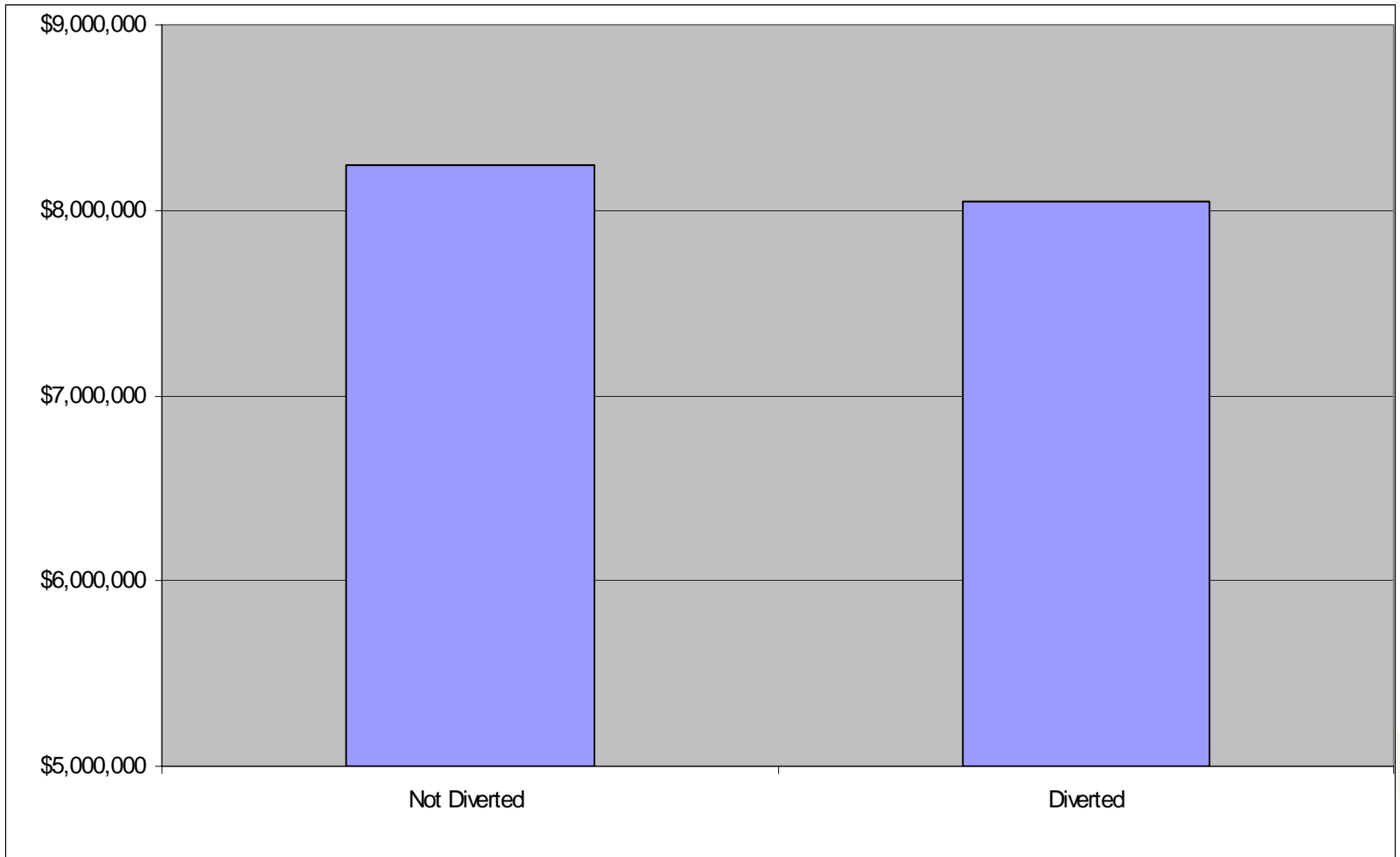


the CMHS
GAINS

TAPA
Center for Juvenile
Diversion



Program Costs Years 1, 2 and 3 Scenario 1



the CMHS
GAINS

TAPA

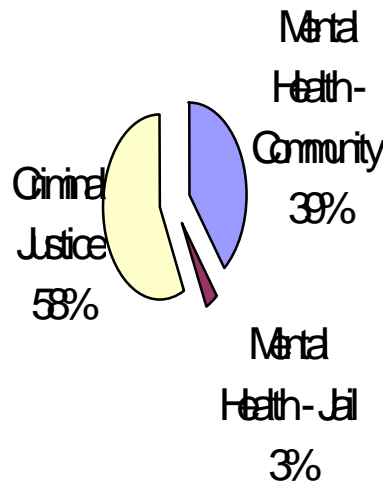
Center for Jail
Diversion



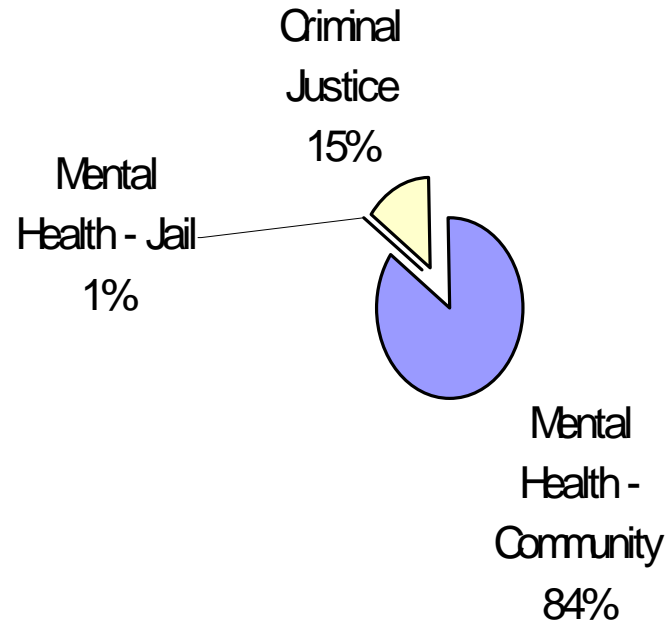


Resource Distribution Scenario 1

Not Diverted Group



Diverted Group





Diversion Results Scenario 2

*Non-Residential Treatment for Defendants with
Housing Stability and Co-Occurring Disorders*

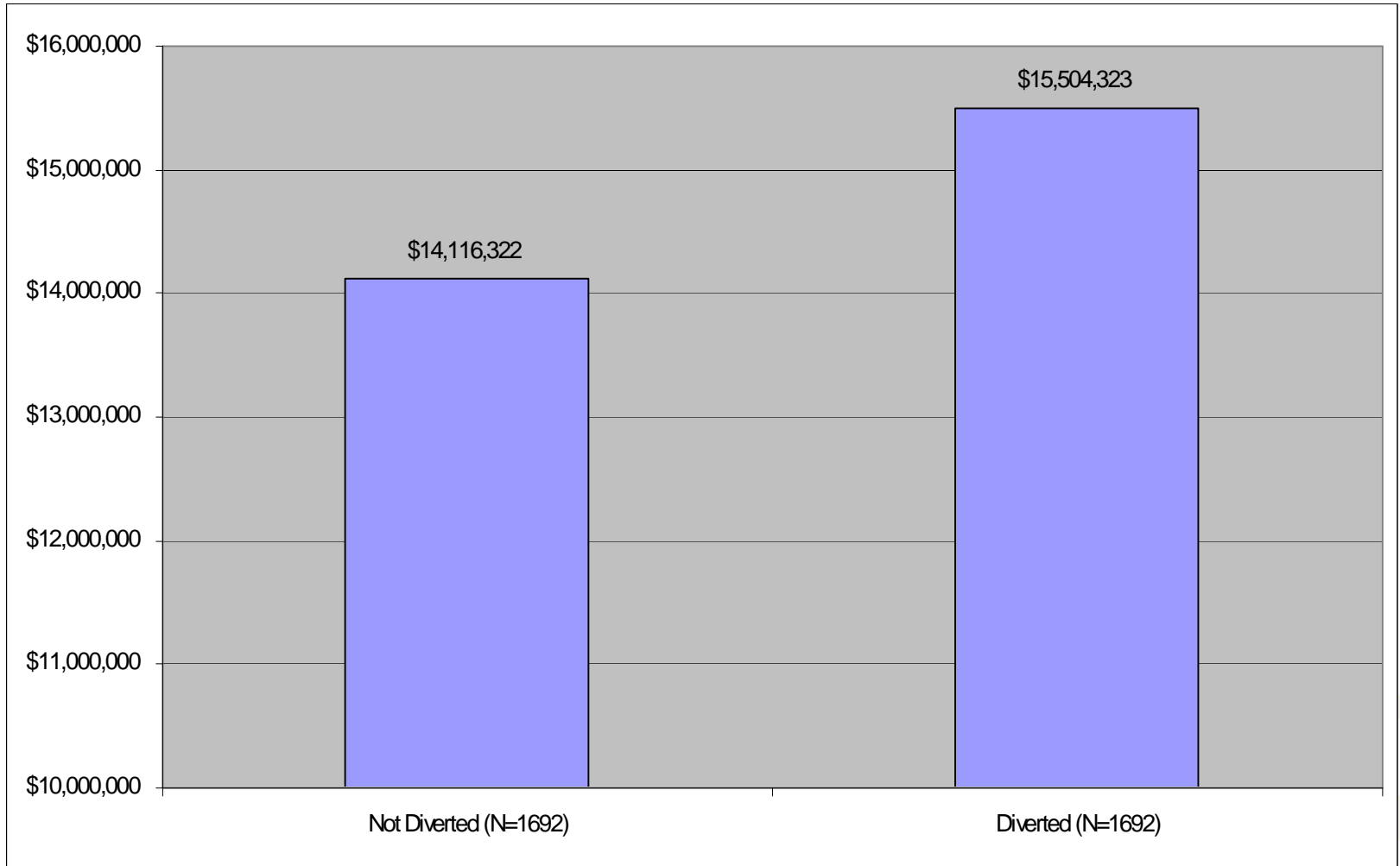
the CMHS
GAINS

TAPA
Center for Jail
Diversion





Program Costs Year 1 Scenario 2 (n=1692)



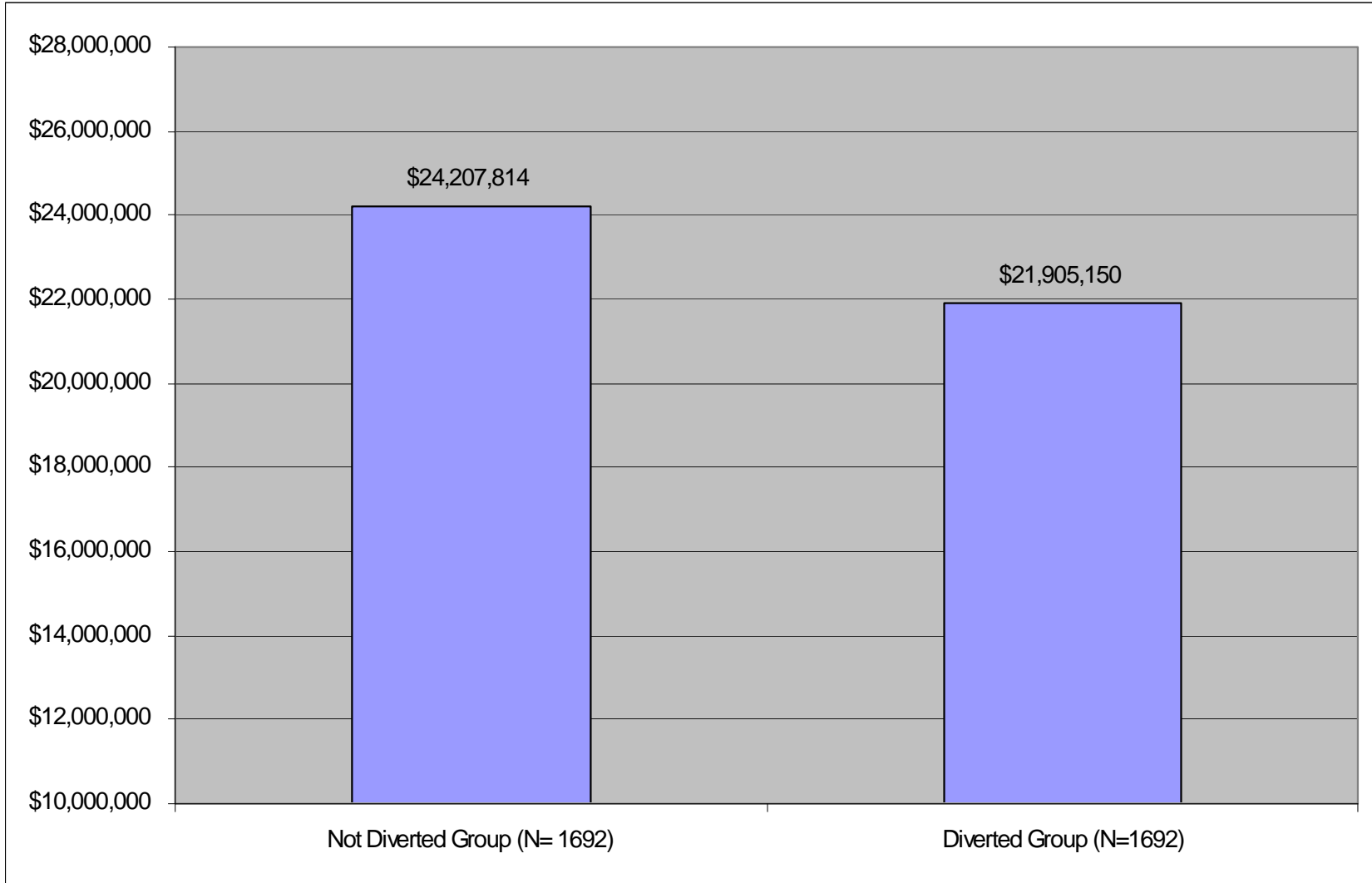
the CMHS
GAINS

TAPA
Center for Jail
Diversion





Program Costs Years 1 and 2 Scenario 2 (n=1692)



the CMHS
GAINS

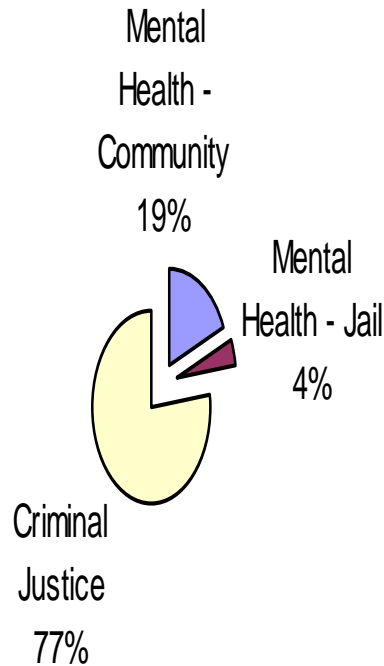
TAPA
Center for Jail
Diversion



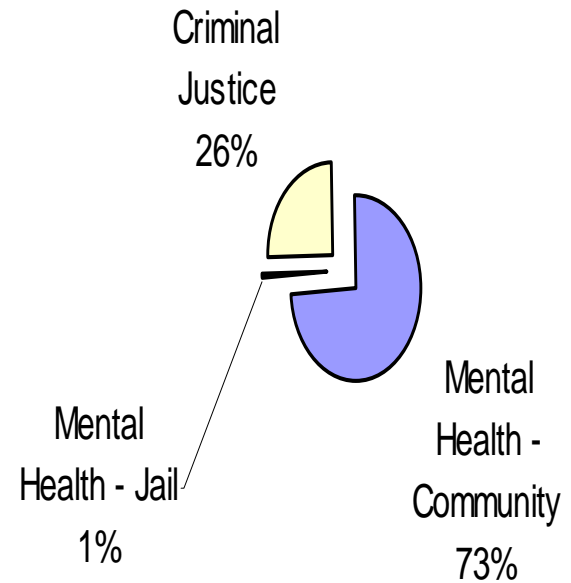


Resource Distribution Scenario 2

Not Diverted Group



Diverted Group





*Diversion Results
Scenario 3
Outpatient Restoration of Competency*

the CMHS
GAINS

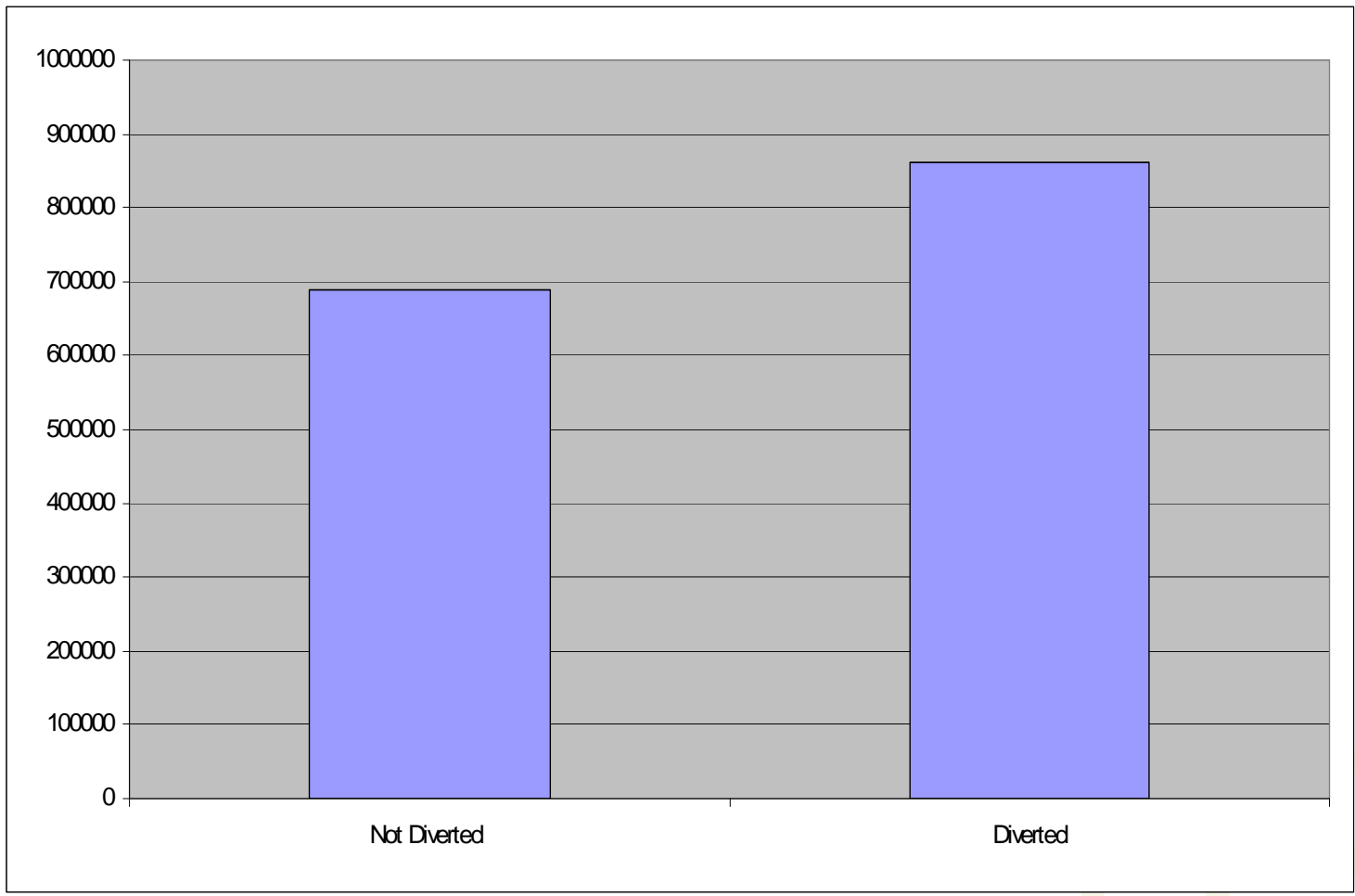
TAPA
Center for Jail
Diversion





Program Costs Year 1 - Scenario 3

Outpatient Restoration of Competency (n=84)



the CMHS
GAINS

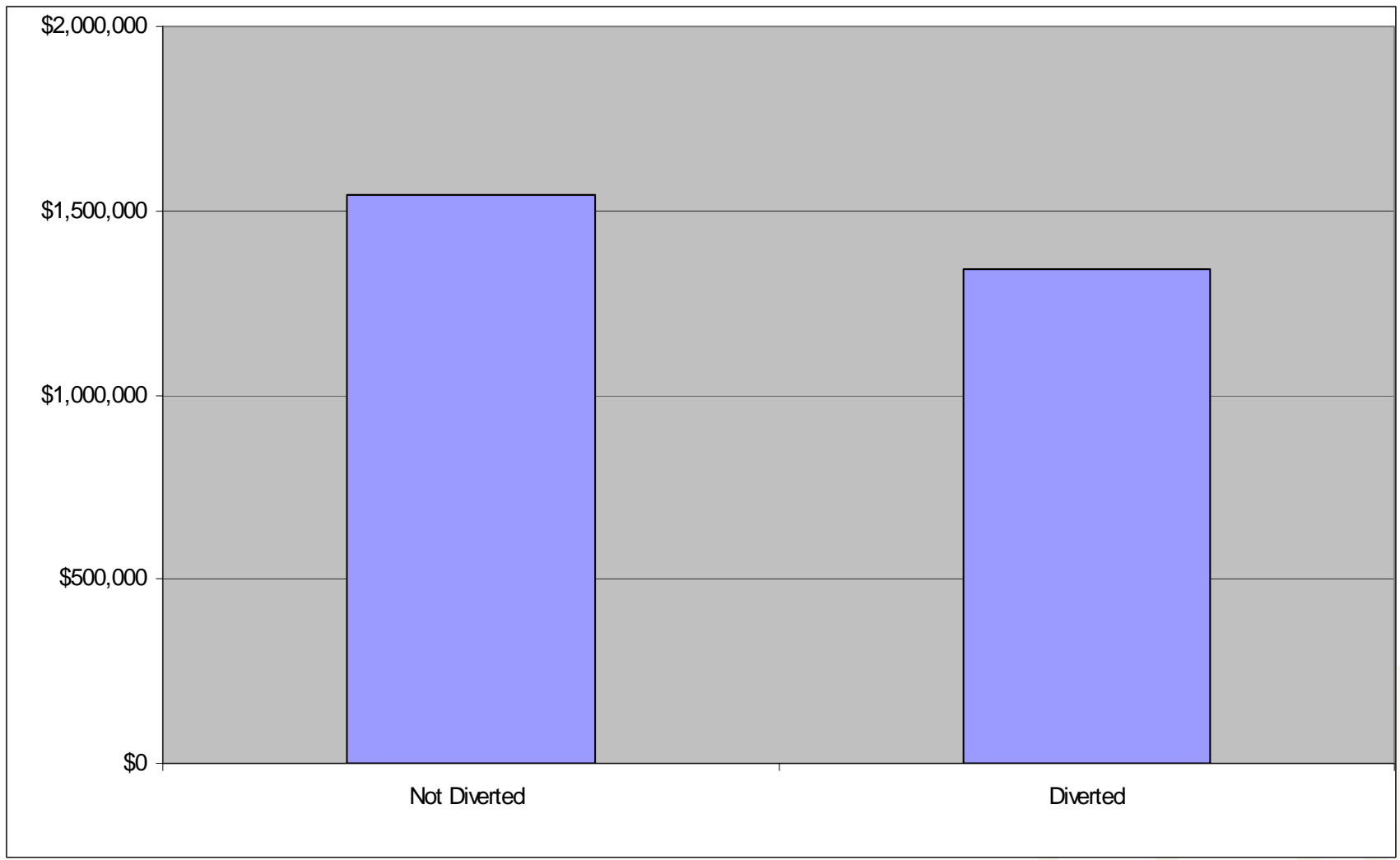
TAPA

Center for Jail
Diversion





Program Costs Year 1 and 2 - Scenario 3 Outpatient Restoration of Competency (n=84)





Resource Distribution

Scenario 3 Outpatient Restoration of Competency





Projecting Cost Savings is A Challenging Activity

- Must distinguish between “real” and “paper” savings to each system involved
- Even if the differential costs between diversion and incarceration are minimal, dollar costs must be considered in relation to achieving desired consumer and system level outcomes
- Essential to distinguish between immediate cost savings and future cost avoidance





Projecting Cost Savings is a Challenging Activity cont'd

- Achieving results predicted by the simulation requires screening and assessment for clinically appropriate diversion
- Service levels described by the model must be taken seriously: No short-cuts to intensive services when they are needed!

