

Outcomes and Indicators

3 yrs. past

1. Are born healthy

a. % low birth weight births (infants born weighing under 2,500 grams/5.5 pounds) 6.9%

b. # children born with birth defects 478

2. Have a significant attachment to a nurturing adult

a. % children whose parents completed evidence-based parenting classes or home visiting services

b. % of at-risk children and youth that have a mentor

3. Have a sense of belonging in a supportive family or with a caregiver

a. % children whose parents completed evidence-based parenting classes or home visiting services

b. # in foster care 1347

4. Enter Kindergarten prepared to succeed in school

a. % children entering Kindergarten meeting School Readiness standard

5. Are physically healthy

a. % immunized by 24 months

b. % uninsured

c. % in healthy weight zone

d. Diabetes rate

6. Are physically safe

a. Infant mortality rate per 1,000 children (also an indicator for #5) 5.1

b. Child death rate per 100,000 21.4

	35 for under 1 year of age for ages 1-4 ages 5-9 10-14		112 107 for 107 for ages 156 for ages 15-19
c. # of injury reports		236 for ages 20-24	
d. Teen violent death rate per 100,000		37.9	
	1,971 children		9.6 per
e. # and rates of confirmed investigations of child abuse/neglect	178 ages 0-5 ages 6-12	1,000 children	99 38 ages
f. # homeless		13-17	

7. Demonstrate empathy and other pro-social behaviors (in diverse relationships)

	Austin ISD - 14.4%		Del
	Valle ISD - 21.2%		Eanes
	ISD - 2.9%		Lago Vista ISD -
	6.3%		Lake Travis ISD - 9.3%
	Manor ISD - 22.5%		Pflugerville
a. % of students with disciplinary referrals		ISD - 15.6%	
b. Juvenile violent crime rate per 100,000		102.9	

8. Respect diversity and engage in diverse relationships

	High School - 2.27	Middle
a. Average # on Scale of 1 to 4 "My classmates show respect to other students who are different than they are."	School - 2.19	Elem. School -
		2.86

9. Engage in community, school and/or extracurricular activities

	Austin ISD - 94.4%	Del
	Valle ISD - 94.9%	Eanes ISD -
	96.9%	Lago Vista ISD -
	96.3%	Lake Travis ISD - 96.7%
	Manor ISD - 95.2%	Pflugerville
a. School attendance rate		ISD - 96.1%

	Austin ISD - 376	Del
	Valle ISD - 68	Eanes ISD - 0
	Lago Vista ISD - 0	Lake
	Travis ISD - 0	Manor ISD - 0
b. # of incidences of truancy (10 unexcused absences)		Pflugerville ISD - 0
c. % participating in at least 1 extracurricular activity during their senior year of high school		

10. Are aware of, appreciate and demonstrate behaviors of personal and social responsibility

- a. % who volunteered in the last year
- b. % regularly involved in volunteer activities
- c. % indicating at least one issue they are concerned about
- d. # and % participating in a leadership or advisory group to improve school, community, or societal issues

11. Have good mental health and are emotionally resilient

a. Rates of those who report to be sad, unhappy, depressed, or stressed	Ages 5-14 - 0	Ages 15-
b. Number of suicides		24 - 13

12. Avoid risky behaviors

	High School - 5%	Middle
a. % using tobacco daily	School - 1%	
	High School - 12%	Middle
b. % using alcohol several times a month	School - 4%	

c. % using marijuana daily	High School - 3%		Middle
		School - 2%	
d. % using inhalents several times a month	High School - 0%		Middle
		School 2%	
e. # and rate per 100,000 of sexually transmitted infections among 13-17 year olds		Chlamydia - 416 or 782 per 100,000	
		Gonorrhea - 107 or 201 per 100,000	

f. # of births to teens by age group	Ages 13-19 - 1506
--------------------------------------	-------------------

g. % of births to teens out of all live births	Ages 13-19 - 10.4%
------------------------------------------------	--------------------

h. % of births to single teens out of all live births	Ages 13-19 - 7.5%
-------------------------------------------------------	-------------------

13. Are academically successful

a. % 3rd grade students passing reading TAKS	Austin ISD - English 89%, Spanish 64%	Del
	Valle ISD - English 88%, Spanish 47%	Eanes
	ISD - English 99%	Lago Vista
	ISD - English 96%	Lake Travis ISD -
	English 97%, Spanish 40%	Manor ISD - English
	85%, Spanish 29%	Pflugerville ISD - English
		93%, Spanish 71%
	Austin ISD - English 73%, Spanish 53%	Del
	Valle ISD - English 70%, Spanish 56%	Eanes
	ISD - English 97%	Lago Vista
b. % 5th grade students passing reading TAKS	ISD - English 91%	Lake Travis ISD -
	English 94%	Manor ISD - English
	58%, Spanish 25%	Pflugerville ISD - English
		80%, Spanish 46%

c. % 5th grade students passing math TAKS

Austin ISD - English 78%, Spanish 31%
Valle ISD - English 82%, Spanish 28%
ISD - English 96%
Vista ISD - English 91%
ISD - English 94%
English 60%, Spanish 19%
English 84%, Spanish 31%
Austin ISD - English 61%, Spanish 10%
Del Valle ISD - English 62%, Spanish 10%
Eanes ISD - English 90%
Vista ISD - English 85%
Travis ISD - English 85%
ISD - English 47%, Spanish 1%

d. % 5th grade students passing science TAKS

Del Valle ISD - 83%
Lago Vista ISD - 93%
Travis ISD - 95%
ISD - 64%
Austin ISD - 76%
ISD - 97%
ISD - 84%

e. % 8th grade students passing reading TAKS

Austin ISD - 55%
Del Valle ISD - 51%
ISD - 92%
ISD - 72%
86%
Austin ISD - 55%
Eanes
Lago Vista
Lake Travis ISD -
Manor ISD - 46%
Plugerville ISD - 59%

f. % 8th grade students passing math TAKS

g. % 8th grade students passing science TAKS

h. % 8th grade students passing social studies TAKS

Austin ISD - 79%
Valle ISD - 87%
99%
91%
Manor ISD - 72%
Pflugerville ISD - 86%

Del Eanes ISD -
Lago Vista ISD -
Lake Travis ISD - 93%

i. Longitudinal Dropout Rate (Grades 9-12)

Austin ISD - 5.1%
Valle ISD - 4.8%
ISD - 0.3%
ISD - 2.3%
ISD - 1.7%
13.8%

Del Eanes
Lago Vista
Lake Travis
Manor ISD -
Pflugerville ISD -

j. % graduating from high school in 4 years

1.6%
Austin ISD - 80.1%
Valle ISD - 83.8%
Eanes ISD - 97.1%
Lago Vista - 89.5%
Travis - 92.1%
72.0%

Lake Manor -
Pflugerville -

k1. Non-Special Ed. Retention Rates by Grade

Austin ISD
2.0%
3.9%
- 2.1%
- 2.1%
Grade - 1.1%
Grade - 0.3%
Grade - 0.7%
Grade - 1.0%

Kindergarten -
1st Grade -
2nd Grade
3rd Grade
4th
5th
6th
7th
8th

Grade - 1.2%

k2. Non-Special Ed. Retention Rates by Grade

Del Valle ISD
Kindergarten - 1.8%
1st Grade - 4.1%
2nd Grade - 2.8%
3rd Grade - 2.4%
4th Grade - 3.6%
5th Grade - 4.3%
6th Grade - 2.2%
7th Grade - 3.0%
8th Grade - 2.5%

Eanes ISD
Kindergarten - 2.4%
1st Grade - 0.3%
2nd Grade - 0.0%
3rd Grade - 0.3%
4th Grade - 0.0%

5th Grade - 0.0%
Grade - 0.2%

6th
7th

k3. Non-Special Ed. Retention Rates by Grade

Grade - 0.2%
8th Grade - 0.2%

Lago Vista ISD
Kindergarten - 0.0%
1st Grade - 1.4%
2nd Grade - 0.0%
3rd Grade - 0.0%
4th Grade - 0.0%
5th Grade - 0.0%
6th Grade - 0.0%
7th Grade - 1.2%
8th Grade - 2.5%

k4. Non-Special Ed. Retention Rates by Grade

k5. Non-Special Ed. Retention Rates by Grade

Lake Travis ISD
Kindergarten - 1.2%
1st Grade - 0.6%
2nd Grade - 0.0%
3rd Grade - 0.3%
4th Grade - 0.0%
5th Grade - 0.3%
6th Grade - 1.2%
7th Grade - 3.0%
8th Grade - 1.8%

Manor ISD
Kindergarten - 2.9%
1st Grade - 6.5%
2nd Grade - 2.1%
3rd Grade - 3.1%
4th Grade - 3.9%
5th Grade - 1.1%
6th Grade - 1.9%
7th Grade - 3.2%
8th Grade - 4.0%

Pflugerville ISD
Kindergarten - 3.6%
1st Grade - 5.0%
2nd Grade - 2.0%
3rd Grade - 1.3%
4th Grade - 1.3%
5th Grade - 0.9%
6th Grade - 1.8%
7th Grade - 1.5%
8th Grade - 0.7%

k6. Non-Special Ed. Retention Rates by Grade

k7. Non-Special Ed. Retention Rates by Grade

l. % high school seniors meeting college readiness standards

14. Have awareness and positive attitudes about adult careers

a. % who participate in career awareness

15. Graduate from high school college- and/or career-ready and prepared for a lifetime of learning

	Austin ISD - 69.6%	Del
	Valle ISD - 84.1%	Eanes
	ISD - 72.0%	Lago Vista
	ISD - 64.9%	Lake Travis
a. % students graduating on the recommended or distinguished academic plan (RHSP/DAP)	ISD - 85.8%	Manor ISD - 73.2%
		Pflugerville ISD - 72.2%

b. % graduates meeting college readiness standards

c. % enrolled in postsecondary institutions (same year as graduation from high school)

16. Successfully complete post-secondary education or training

a. % students who persist after first year of college

b. % who complete at least one year of post-secondary education/training and earn a credential

c. % completing at least two years of post-secondary education/training

17. Are productive and equipped to reach financial self-sufficiency

a. % idle youth (not in school and not working ages 16-19)

b. % financially literate

1 yr. past

Current Baseline

Year for Current Data

7.1%

7.8%

2005

461

514

2004

1161

969

2008

18.4%
72.7%

2008
2007-2008 school year

5.8

5.5

2005

14.4

23.9

2006

61 for under 1 year of age for ages 1-4 ages 5-9 10-14 19	24	133 140 for 90 for ages 173 for ages 15- 267 for ages 20-	52 for under 1 year of age for ages 1-4 ages 5-9 10-14 19	24	138 123 for 90 for ages 176 for ages 15- 270 for ages 20-	2007
	29.9			37.5		2006

2,280 children 519 ages 0-5 ages 6-12	1,000 children 13-17	10.6 per 292 132 ages	1,960 children per 1,000 children 484 ages 0-5 ages 6-12	9.1 337 129 ages	2008 2008
-------------------------------------------------	-----------------------------	---------------------------------	-----------------------------------------------------------------------	----------------------------	------------------

Austin ISD - 13.0% Valle ISD - 24.9% ISD - 3.1% 7.4%	Del Eanes Lago Vista ISD - Lake Travis ISD - 9.6% Manor ISD - 19.8% Pflugerville ISD - 18.6%	Austin ISD - 12.1% Valle ISD - 23.2% 3.2% 6.5% Manor ISD - 20.5% ISD - 17.3%	Del Eanes ISD - Lago Vista ISD - Lake Travis ISD - 7.7% Pflugerville	2007-2008 School Year
	277.4		228.1	2006

High School - 2.79 School - 2.70	3.10	Middle Elem. School -	High School - 2.84 School - 2.75	3.07	Middle Elem. School -	2007-2008 School Year
-------------------------------------	------	--------------------------	-------------------------------------	------	--------------------------	-----------------------

Austin ISD - 94.2% Valle ISD - 95.3% 96.7% 96.2% Manor ISD - 95.4%	ISD - 95.4%	Del Eanes ISD - Lago Vista ISD - Lake Travis ISD - 96.1% Pflugerville	Austin ISD - 94.2% Valle ISD - 96.1% 96.4% 96.0% Manor ISD - 95.5%	ISD - 95.4%	Del Eanes ISD - Lago Vista ISD - Lake Travis ISD - 95.9% Pflugerville	2006-2007 School Year
--------------------------------------------------------------------------------	-------------	-----------------------------------------------------------------------------------	--------------------------------------------------------------------------------	-------------	-----------------------------------------------------------------------------------	-----------------------

Austin ISD - 668 Valle ISD - 92 Lago Vista ISD - 0 Travis ISD - 0 - 0		Del Eanes ISD - 0 Lake Manor ISD Pflugerville ISD - 300	Austin ISD - 519 Valle ISD - 187 0 Lake Travis ISD - 0 0		Del Eanes ISD - Lago Vista ISD - 0 Manor - Pflugerville ISD - 212	2007-2008 School Year
-----------------------------------------------------------------------------------	--	---------------------------------------------------------------------	----------------------------------------------------------------------	--	-------------------------------------------------------------------------------	-----------------------

			Ages 16-24 - 28.7% Students - 36.2%		College	2005-2007
--	--	--	----------------------------------------	--	---------	-----------

Ages 5-14 - 0	24 - 12	Ages 15-	Ages 5-14 - 0	24 - 10	Ages 15-	2005
---------------	---------	----------	---------------	---------	----------	------

			High School - 3% School - 1%		Middle	2007-2008 School Year
			High School - 10% School - 3%		Middle	2007-2008 School Year

	High School - 5%	Middle	
	School - 2%		2007-2008 School Year
	High School - 0%	Middle	
	School - 1%		2007-2008 School Year
Chlamydia - 563 or 1,018 per 100,000	Chlamydia - 717 or 1,289 per 100,000		
Gonorrhea - 148 or 268 per 100,000	Gonorrhea - 179 or 322 per 100,000		2008

	Ages 13-14 - 37	Ages	
	15-17 - 539	Ages 18-19 -	
Ages 13-19 - 1542	989	Ages 13-19 - 1565	2005

Ages 13-19 - 10.3%	Ages 13-19 - 10.3%	2005
--------------------	--------------------	------

Ages 13-19 - 7.7%	Ages 13-19 - 8.3%	2005
-------------------	-------------------	------

Austin ISD - English 85%, Spanish 68%	Del Valle ISD - English 75%, Spanish 89%	Del Valle ISD - English 76%, Spanish 73%	2008
ISD - English - 99%	Lago Vista ISD - English 93%	ISD - English 98%	
- English 93%	Lake Travis ISD - English 98%, Spanish 50%	ISD - English 94%	
English 82%, Spanish 48%	Manor ISD - English 93%, Spanish 85%	English 99%, Spanish 54%	
Pflugerville ISD - English 82%, Spanish 48%	Pflugerville ISD - English 93%, Spanish 85%	English 81%, Spanish 60%	
		English 93%, Spanish 83%	2008
Austin ISD - English 79%, Spanish 61%	Del Valle ISD - English 73%	Austin ISD - English 81%, Spanish 65%	
ISD - English 98%	Lago Vista ISD - English 89%	Del Valle ISD - English 74%, Spanish 99%	
ISD - 89%	Lake Travis ISD - English 94%	Eanes ISD - English 98%	
94%	Manor ISD - English 71%, Spanish 54%	Vista ISD - English 93%	
Spanish 54%	Pflugerville ISD - English 86%, Spanish 73%	ISD - English 97%	
		English 70%	
		English 88%, Spanish 68%	2008

Austin ISD - English 80%, Spanish 33%	Del Valle ISD - English 79%	Del Valle ISD - English 80%, Spanish 80%	Austin ISD - English 82%, Spanish 38%	
English 98%	Eanes ISD - English 94%	Eanes ISD - English 97%	Lago Vista ISD - English 97%	
English 92%	Lago Vista ISD - English 92%	Lago Vista ISD - English 97%	Lake Manor ISD - English 95%	
Pflugerville ISD - English 89%, Spanish 80%	Lake Travis ISD - English 73%	Lake Travis ISD - English 95%	Manor ISD - English 73%	
Austin ISD - English 68%, Spanish 13%	Manor ISD - English 73%	Pflugerville ISD - English 88%, Spanish 52%	Pflugerville ISD - English 88%, Spanish 52%	2008
Del Valle ISD - English 57%		Austin ISD - English 74%, Spanish 20%	Austin ISD - English 74%, Spanish 20%	
Eanes ISD - English 96%		Del Valle ISD - English 74%, Spanish 60%	Del Valle ISD - English 74%, Spanish 60%	
Lago Vista ISD - English 81%		Eanes ISD - English 96%	Eanes ISD - English 96%	
Travis ISD - English 90%		Lago Vista ISD - English 88%	Lago Vista ISD - English 88%	
English 52%		Lake Manor ISD - English 93%	Lake Manor ISD - English 93%	
		Travis ISD - English 93%	Travis ISD - English 93%	
		English 64%	English 64%	
		Pflugerville ISD - English 76%, Spanish 53%	Pflugerville ISD - English 76%, Spanish 53%	
		English 78%, Spanish 60%	English 78%, Spanish 60%	2008
		Austin ISD - 85%	Austin ISD - 85%	
		Del Valle ISD - 91%	Del Valle ISD - 91%	
		Eanes ISD - 98%	Eanes ISD - 98%	
Lago Vista ISD - 98%		Lago Vista ISD - 97%	Lago Vista ISD - 97%	
Travis ISD - 98%		Lake Manor ISD - 99%	Lake Manor ISD - 99%	
- 78%		Travis ISD - 99%	Travis ISD - 99%	
		Pflugerville ISD - 87%	Pflugerville ISD - 87%	
	90%		96%	2008
Austin ISD - 65%		Austin ISD - 75%	Austin ISD - 75%	
Del Valle ISD - 66%		Del Valle ISD - 74%	Del Valle ISD - 74%	
ISD - 96%		Lago Vista ISD - 97%	Lago Vista ISD - 97%	
ISD - 89%		Lake Travis ISD - 87%	Lake Travis ISD - 87%	
- 94%		Manor ISD - 96%	Manor ISD - 96%	
		Pflugerville ISD - 83%	Pflugerville ISD - 83%	
		Austin ISD - 64%	Austin ISD - 64%	2008
		Del Valle ISD - 62%	Del Valle ISD - 62%	
Austin ISD - 59%		Eanes ISD - 91%	Eanes ISD - 91%	
		Lago Vista ISD - 86%	Lago Vista ISD - 86%	
		Lake Travis ISD - 90%	Lake Travis ISD - 90%	
		Manor ISD - 45%	Manor ISD - 45%	
		Pflugerville ISD - 71%	Pflugerville ISD - 71%	
				2008

Austin ISD - 77%		Austin ISD - 85%	Del	
Valle ISD - 82%		Valle ISD - 91%	Eanes	
ISD - 98%		ISD - 99%	Lago Vista	
ISD - 98%		ISD - 96%	Lake Travis	
95%		ISD - 99%	Manor ISD -	
	Lago Vista ISD - 70%	82%	Pflugerville ISD -	
	Pflugerville - 87%		93%	2008
	Austin ISD - 10.2%		Austin ISD - 11.5%	
	Del Valle ISD - 10.4%		Del Valle ISD - 11.8%	
	Eanes ISD - 1.9%		Eanes ISD - 1.1%	
	Lago Vista ISD - 0.0%		Lago Vista ISD - 1.2%	
	Lake Travis ISD - 2.6%		Lake Travis ISD - 4.1%	
	Manor ISD - 9.8%		Manor - 14.8%	
	Pflugerville ISD - 5.9%		Pflugerville ISD - 8.0%	Class of 2007
Austin ISD - 77.3%				
	Valle ISD - 83.2%		Austin ISD - 75.3%	
	Eanes ISD - 95.1%		Del Valle ISD - 72.9%	
	Lago Vista ISD - 97.3%		ISD - 96.2%	Eanes
	Lake Travis ISD - 89.1%		ISD - 92.7%	Lago Vista
	Manor ISD - 73.8%		ISD - 89.7%	Lake Travis
	Pflugerville ISD - 80.7%		68.5%	Manor ISD -
				Pflugerville ISD - 78.7%
				Class of 2007
	Austin ISD	Austin ISD		Kindergarten -
	Kindergarten - 1.5%	1.9%		1st
	1st Grade - 3.6%		Grade - 3.9%	
	2nd Grade - 2.1%		2nd Grade - 2.1%	
	3rd Grade - 1.8%		3rd Grade - 1.7%	
	4th Grade - 1.0%		4th Grade - 1.1%	
	5th Grade - 1.3%		5th Grade - 1.0%	
	6th Grade - 0.7%		6th Grade - 0.7%	
	7th Grade - 1.5%		7th Grade - 0.9%	
	8th Grade - 1.4%		8th Grade - 1.2%	2007-2008

Del Valle ISD
Kindergarten - 1.3%
1st Grade - 5.7%
2nd Grade - 2.6%
3rd Grade - 5.7%
4th Grade - 1.3%
5th Grade - 3.6%
6th Grade - 1.0%
7th Grade - 3.3%
8th Grade - 2.6%

Eanes ISD
Kindergarten - 1.5%
1st Grade - 0.7%
2nd Grade - 0.0%
3rd Grade - 0.0%
4th Grade - 0.0%
5th Grade - 0.0%
6th Grade - 0.0%
7th Grade - 0.0%
8th Grade - 0.2%

Lago Vista ISD
Kindergarten - 0.0%
1st Grade - 0.0%
2nd Grade - 1.1%
3rd Grade - 0.0%
4th Grade - 0.0%
5th Grade - 0.0%
6th Grade - 1.4%
7th Grade - 1.2%
8th Grade - 1.4%

Del Valle ISD
Kindergarten - 0.8%
1st Grade - 5.8%
2nd Grade - 3.7%
3rd Grade - 4.1%
4th Grade - 1.3%
5th Grade - 2.7%
6th Grade - 0.0%
7th Grade - 2.6%
8th Grade - 0.6%

Eanes ISD
Kindergarten - 3.2%
1st Grade - 1.3%
2nd Grade - 0.0%
3rd Grade - 0.0%
4th Grade - 0.0%
5th Grade - 0.0%
6th Grade - 0.0%
7th Grade - 0.2%
8th Grade - 0.2%

Lago Vista ISD
Kindergarten - 0.0%
1st Grade - 0.0%
2nd Grade - 1.3%
3rd Grade - 0.0%
4th Grade - 1.1%
5th Grade - 1.3%
6th Grade - 3.3%
7th Grade - 2.8%
8th Grade - 0.0%

2007-2008

2007-2008

2007-2008

Lake Travis ISD
Kindergarten - 1.7%
1st Grade - 1.1%
2nd Grade - 0.3%
3rd Grade - 1.6%
4th Grade - 0.3%
5th Grade - 0.3%
6th Grade - 0.3%
7th Grade - 0.5%
8th Grade - 0.3%

Manor ISD
Kindergarten - 2.9%
1st Grade - 8.4%
2nd Grade - 5.3%
3rd Grade - 3.7%
4th Grade - 2.5%
5th Grade - 5.6%
6th Grade - 1.3%
7th Grade - 3.6%
8th Grade - 5.0%

Pflugerville ISD
Kindergarten - 3.1%
1st Grade - 4.6%
2nd Grade - 2.7%
3rd Grade - 1.3%
4th Grade - 1.2%
5th Grade - 1.6%
6th Grade - 1.1%
7th Grade - 0.9%
8th Grade - 0.7%

Austin ISD - 39.1%
Eanes ISD - 78.0%
Manor ISD - 24.0%
Pflugerville ISD - 42.0%

Lake Travis ISD
Kindergarten - 2.1%
1st Grade - 1.5%
2nd Grade - 0.7%
3rd Grade - 0.8%
4th Grade - 0.5%
5th Grade - 0.0%
6th Grade - 1.0%
7th Grade - 0.5%
8th Grade - 0.8%

Manor ISD
Kindergarten - 2.2%
1st Grade - 8.6%
2nd Grade - 6.4%
3rd Grade - 4.8%
4th Grade - 3.0%
5th Grade - 4.6%
6th Grade - 2.0%
7th Grade - 2.9%
8th Grade - 4.1%

Pflugerville ISD
Kindergarten - 2.4%
1st Grade - 4.7%
2nd Grade - 2.3%
3rd Grade - 1.2%
4th Grade - 0.9%
5th Grade - 1.1%
6th Grade - 0.8%
7th Grade - 0.7%
8th Grade - 0.9%


Austin ISD - 43.0%
Pflugerville ISD - 38.0%

2007-2008

2007-2008

2007-2008

2008



Austin ISD - 78.7%	Del	Austin ISD - 79%	Del
Valle ISD - 86.2%	Eanes ISD -	Valle ISD - 82.5%	
79.8%	Lago Vista ISD -	Eanes ISD - 87.5%	
84.9%	Lake Travis ISD -	Lago Vista ISD - 73.7%	
95.0%	Manor ISD -	Lake Travis ISD - 93.4%	
76.1%	Pflugerville ISD	Manor ISD - 86.0%	
	- 78.3%	Pflugerville ISD - 81.0%	Class of 2007
Austin ISD - 44%	Del	Austin ISD - 45%	
Valle ISD - 9%	Eanes ISD -	Del Valle ISD - 15%	
75%	Lago Vista ISD - 53%	Eanes ISD - 78%	
Lake Travis ISD - 65%		Lago Vista ISD - 50%	
Manor ISD - 20%		Lake Travis ISD - 71%	
Pflugerville ISD - 37%		Manor ISD - 24%	Class of 2007
		Pflugerville ISD - 42%	
Austin ISD - 42%		Austin ISD - 59%	
Manor ISD - 38%		Del Valle ISD - 32%	
Pflugerville ISD - 41%		Eanes ISD - 84%	
		Manor ISD - 45%	
		Pflugerville ISD - 62%	Class of 2007

5.8%

5.0%

2008

Geography if not Travis County

Notes

Source

[Redacted]

Texas Department of State Health Services

Texas Department of State Health Services

[Redacted]

Success by Six will provide the data
Data Development Agenda

[Redacted]

Success by Six will provide the data

Texas Department of Family and Protective Serv

[Redacted]

Indicator set in development by E3 Alliance

[Redacted]

Success by Six will provide the data

American Community Survey

Data Development Agenda

[Redacted]

Texas Department of State Health Services

Texas Department of State Health Services

Texas Department of State Health Services

Texas Department of State Health Services

Texas Department of Family and Protective Services

Homeless Management Information System



School Districts in Travis County

Texas Education Agency

Texas Kids Count Data Center

Austin Independent School District

Austin Independent School District

School Districts in Travis County

Texas Education Agency

School Districts in Travis County

Texas Education Agency

Data Development Agenda

Austin-Round Rock MSA

Corporation for National & Community Service

Data Development Agenda
Data Development Agenda

Data Development Agenda

Data Development Agenda

Texas Department of State Health Services

Austin Independent School District

Austin Independent School District

Austin Independent School District

Austin Independent School District

Austin Independent School District

Austin Independent School District
Austin/Travis County Health and
Human Services Department

Austin Independent School District

Austin Independent School District

Texas Department of State Health Services

Texas Department of State Health Services

Texas Department of State Health Services



School Districts in Travis County

Texas Education Agency

School Districts in Travis County

Texas Education Agency

School Districts in Travis County

Texas Education Agency

School Districts in Travis County

Texas Education Agency

School Districts in Travis County

Texas Education Agency

School Districts in Travis County

Texas Education Agency

School Districts in Travis County

Texas Education Agency

School Districts in Travis County

Texas Education Agency

School Districts in Travis County

Texas Education Agency

School Districts in Travis County

Texas Education Agency

Austin Independent School District

Texas Education Agency

Del Valle Independent School District

Texas Education Agency

Eanes Independent School District

Texas Education Agency

Lago Vista Independent School District

Texas Education Agency

Lake Travis Independent School
District

Texas Education Agency

Manor Independent School District


Texas Education Agency

Pflugerville Independent School
District

Texas Education Agency

School Districts in Travis County

Austin Chamber of Commerce



Data Development Agenda



School Districts in Travis County

Texas Education Agency

School Districts in Travis County

Texas Education Agency

School Districts in Travis County

Ray Marshall Center



Data Development Agenda

Data Development Agenda

Data Development Agenda



Austin-Round Rock MSA

Data Development Agenda

American Community Survey

Texas

United States

Current - 8.3%
1 yr. Past - 8.0%
3 yrs. Past - 7.7%
Current - 15,635
1 yr. Past - 14,388
3 yrs. Past - 12,986

Current - 8.2%
1 yr. Past - 8.1%
3 yrs. Past - 7.8%

Current - 31,058
1 yr. Past - 33,092
3 yrs. Past - 32,051

Current - 17.8%

Current - 9.9%

Current - 6.5
yr. Past - 6.3

1
3

yr. Past - 6.4
Current - 21.3
1 yr. Past - 21.5
3 yrs. Past - 24.4

Current - 6.9
1 yr. Past - 6.8
3 yrs. Past - 7.0
Current -
1 yr. Past - 20
3 yrs. Past - 21

Current

Under 1 year old - 1274

Ages 1-4 - 4259

Ages 5-9 - 4411

Ages 10-14 - 4097

Ages 15-19 - 7572

Ages 20-24 - 8676

1 Yr. Ago

Under 1 year old - 1156

Ages 1-4 - 4062

Ages 5-9 - 4202

Ages 10-14 - 4137

Ages 15-19 - 7730

Ages 20-24 - 8466

Current - 61.6

1 Yr Ago - 47.9

3 Yrs Ago - 53.5

Current - 70,589 children, 11.0 per 1,000 children

1 Yr. Ago - 71,344 children, 11.2 per 1,000 children

3 Yrs. Ago - 61,433 children, 9.8 per 1,000 children

Current - 95.5%

1 Yr. Ago - 95.5%

3 Yrs. Ago - 95.7%

Current - 190

1 Yr. Ago - 186.7

3 Yrs. Ago - 165.3



Ages 16-14 - 21.3%
College Students - 29.9%

Ages 16-24 - 22.3%
College Students - 27.4%



Current: Ages 13-14 - 879, Ages 15-17 - 18,090, Ages 18-19 - 33,050, Ages 13-19 - 52,019

1 Yr. Ago: Ages 13-19 - 52,363

3 Yrs. Ago: Ages 13-19 - 52,105

Current - 13.5%

1 Yr. Ago - 13.7%

3 Yrs. Ago - 14.3%

Current - 10.5%

1 Yr. Ago - 10.4%

3 Yrs. Ago - 10.0%

Current - 88.0%

1 Yr. Ago - 93.0%

3 Yrs. Ago - 93.4%

Current - 83.0%

1 Yr. Ago - 89.0%

3 Yrs. Ago - 85.8%

Current - 83.0%
1 Yr. Ago - 91.0%
3 Yrs. Ago - 87.9%

Current - 81.0%
1 Yr. Ago - 77.0%
3 Yrs. Ago - 63.8%

Current - 92.0%
1 Yr. Ago - 89.0%
3 Yrs. Ago - 83.0%

Current - 79.0%
1 Yr. Ago - 80.0%
3 Yrs. Ago - 71.5%

Current - 68.0%
1 Yr. Ago - 60.0%

Current - 90.0%
1 Yr. Ago - 87.0%
3 Yrs. Ago - 84.8%



Current - 11.4%
1 Yr. Ago - 8.8%
3 Yrs. Ago - 3.9%

Current - 78.0%
1 Yr. Ago - 80.4%
3 Yrs. Ago - 84.6%

5.9%, 2nd grade - 3.5%, 3rd grade -
2.8%, 4th grade - 1.6%, 5th grade - 2.3%,
6th grade - 1.1%, 7th grade - 1.7%, 8th
grade - 1.3%


1 Yr. Ago: Kindergarten - 2.9%, 1st grade
- 6.0%, 2nd grade - 3.6%, 3rd grade -
3.0%, 4th grade - 1.8%, 5th grade - 2.9%,
6th grade - 1.2%, 7th grade - 2.2%, 8th
grade - 1.6%

3 Yr. Ago: Kindergarten - 2.9%, 1st grade



Current - 78.0%
1 Yr. Ago - 80.4%
3 Yrs. Ago - 84.6%

Current - 37%
1 Yr. Ago - 36%



Current - 7.0%
1 Yr. Ago - 6.1%

Current - 5.5%
1 Yr. Ago - 5.1%

