

## Frequently Asked Questions About Afterschool Care



This document provides new information about afterschool care. Some of the data provided is excerpted from the Travis County Afterschool Network (TCAN) publication, *Out-of-School Opportunities for Low-Income Youth in Travis County, 2004*. All data included is the most current available.

### What does the term “afterschool” mean?

The term “afterschool” is the most recognizable and understood by the general public, and therefore has been adopted by the afterschool industry as its standard. However, afterschool time encompasses **all out-of-school time for school-age youth**, including afterschool, before school, summer, and weekend programs. It also encompasses all types of program providers, including school-based, non-profit, for-profit, and faith-based providers.

## Overview

### Afterschool care is important to Travis County.

Afterschool care helps keep youth safe, helps working families, and improves academic achievement. Improved access to afterschool care has been identified as a strategy in welfare reform, education reform, public safety reform, and crime prevention. Nine in ten Americans think youth need organized activities or a program to go to after school where they have learning opportunities. (Source: *Afterschool Alliance Poll, November 2004*)

## Highlights

### 70% of school-age youth in surveyed low-income Travis County zip codes do not have access to afterschool programming.

- Furthermore, only 60% of surveyed afterschool providers provide programming for middle school and older youth.
- Approximately ½ of all providers maintain a waiting list of youth to be served.

(Source: TCAN, *Out-of-School Opportunities for Low-Income Youth in Travis County, 2004*)

### Between 3pm and 6pm:

- Juvenile crime triples and youth have 7 times greater risk of being the victim of a violent crime
- Youth are twice as likely to engage in experimentation with drugs, tobacco, alcohol and sex

(Source: Afterschool Alliance website, [www.afterschoolalliance.org](http://www.afterschoolalliance.org), 2004)

### Youth in afterschool programs:

- Are 35% less likely to become juvenile offenders
- Are 30% less likely to become teen parents
- Have improved school attendance and do their homework more often and better
- Show better achievement in math, reading, and other subjects

(Source: Afterschool Alliance website, [www.afterschoolalliance.org](http://www.afterschoolalliance.org), 2004)

**70% of school-age youth in surveyed low-income Travis County zip codes DO NOT have access to afterschool programming. A higher percentage of these unserved youth are in middle school and high school.**

## FREQUENTLY ASKED QUESTIONS ABOUT AFTERSCHOOL CARE

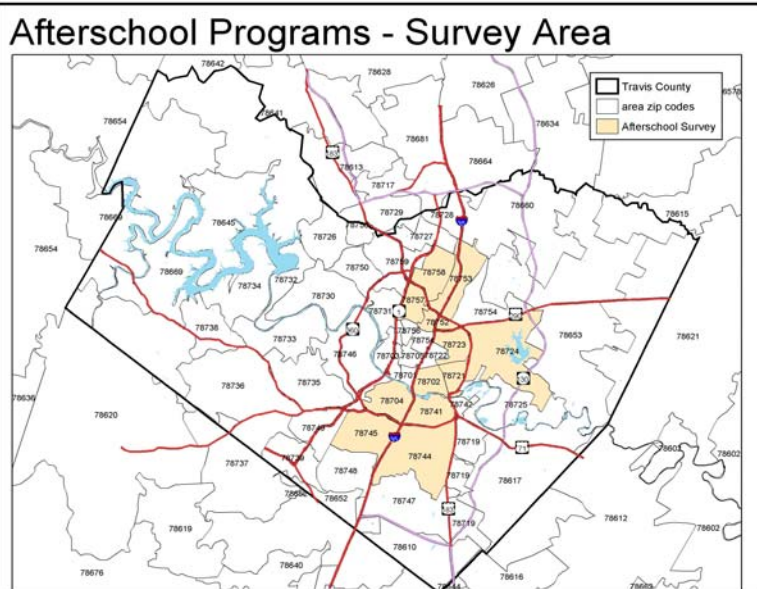
### Q. Who is the “afterschool” population?

- According to the 2000 Census data, there are 163,844 school-age youth (ages 5-19) in Travis County.
  - 54,192 youth ages 5-9
  - 50,171 youth ages 10-14
  - 59,481 youth ages 14-19.
- According to the American Community Survey, 18.3% of children under the age of 18 in Austin live below poverty (<http://www.census.gov/acs/www/Products/Profiles/Single/2003/ACS/TX.htm>). In addition, 70% of Del Valle ISD students, 50% of AISD students and 16% of Round Rock students are eligible for free and reduced lunches. (Texas Education Agency)
- In 69% of all married-couple families with children ages 6-17, both parents work outside of the home. In 79% of single-mother families and 84% of single-father families with children ages 6-17, the custodial parent works outside of the home. (U.S. Bureau of Labor Statistics, 2001)

### Q. What are the key barriers in accessing afterschool programming?

- **Transportation:** Unless a program is on-site or within walking distance to the child’s school or home, transportation to and from afterschool is a barrier for many families.
- **Days and Times of Service:** Many of the programs do not offer the days and times needed to supervise youth of working families. For example, some programs are only open a few days a week, and most are not open on Saturday and Sunday. (Source: TCAN, *Out-of-School Opportunities for Low-Income Youth in Travis County, 2004*)
- **Staff recruitment and retention:** Most afterschool programs struggle with recruiting and retaining highly qualified staff. The average pay for afterschool workers is \$9.25 per hour, based on an average of the five largest afterschool providers in Travis County.
- **Younger siblings:** Many youth provide childcare for younger siblings who are too young for existing programs.
- **Cost of programs:** 27% of programs in low-income Travis County zip codes cost >\$500/mo. The average fee for the five largest providers is \$2,160 per year per child.
- **Lack of funding:** Without funds to sustain and expand existing programs, youth are placed on waiting lists. A recent national study estimated that a full year program costs approximately \$4,000 per child to run. Costs drop to \$3,000 when space and utilities are donated. (Halpern, R., Spielberger, J., & Robb, S., 2001)

### Q. What zip codes were surveyed in the TCAN study and why was this mapping area chosen?

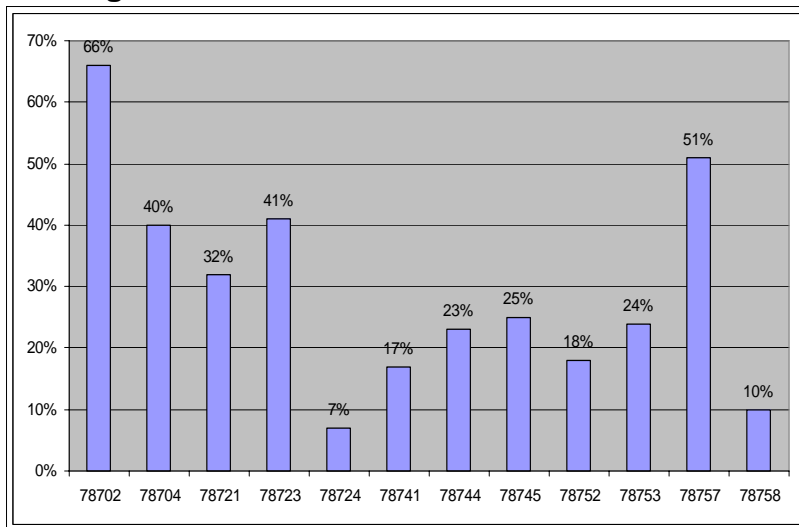


The Steering Committee of the TCAN organized and facilitated a mapping study for the purpose of determining where out-of-school time programs currently operate, whom the programs serve, when the service is provided, and where the service gaps exist. This survey was completed January, 2004.

TCAN focused its study on the lowest income zip codes in Travis County. The Austin Independent School District assisted TCAN in identifying areas of Travis County, by zip code, wherein resided youth at least 40% of who received free or subsidized lunches. The resulting twelve zip codes were taken to be among the more disadvantaged areas of our community. Those zip codes were: 78702, 78704, 78721, 78723, 78724, 78741, 78744, 78745, 78752, 78753, 78757, and 78758. The collected data was then compiled and sent to Texas A&M University for analysis.

## FREQUENTLY ASKED QUESTIONS ABOUT AFTERSCHOOL CARE

### Q. What is the percentage in each zip code surveyed of school-age youth being served?

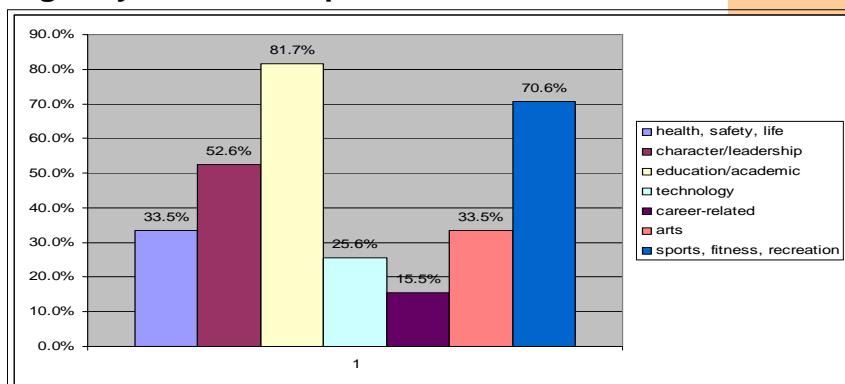


Of the 12 low-income zip codes surveyed, the zip codes with the highest percentage of youth served were 78702 (66%) and 78757 (51%). The zip codes with the least percentage of youth served were 78724 (7%) and 78758 (10%). The average percentage served was 28.5% and the mean percentage served was 24.5%. (Source: TCAN Mapping Study)

### Q. What types of skills are being taught by afterschool providers?

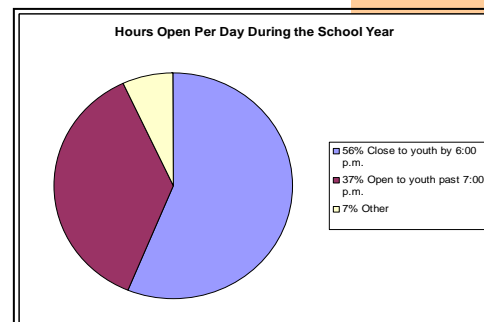
Many afterschool providers offer programs involving an education or academic component (81.7%) and a sports, fitness, or recreation component (70.6%).

However, fewer providers offer programs in the arts (33.5%), technology (25.6%), or career development (15.5%).



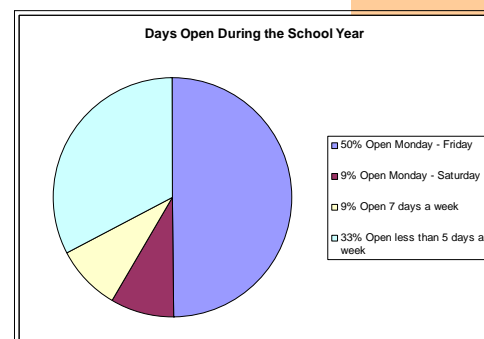
### Q. When is afterschool programming available in Travis County?

Overall, many providers are open the days and hours that youth need them the most. However, there are still gaps existing in coverage. For example, 33% of providers are open less than 5 days a week, leaving families to piece together care on other days. Only 9% of providers are open on Saturday. Only 56% of providers are open later than 6:00 pm, which leaves many youth vulnerable at night. See pie charts at right. (Source: TCAN Mapping Study)



### Q. What age groups are being served by afterschool providers?

While 90% of providers surveyed serve younger youth between the ages of 4 and 12, only 62% of providers serve youth between the ages of 13 and 15, and only 44.7% of providers serve youth between the ages of 16 and 18. Only 1/3 of all providers offer teen-specific service hours. (Source: TCAN Mapping Study)



## FREQUENTLY ASKED QUESTIONS ABOUT AFTERSCHOOL CARE

### Q. What were other key findings about afterschool programming?

- Roughly the same percentages of programs were located in public schools (33%) as were facilitated by non-profit agencies (34%) and other agencies outside of school (33%).
- There is, in general, equity in services being provided to males versus females.
- 27.1% of providers indicate that a majority of the youth they serve live with either a single parent or in a household headed by someone other than a biological parent.
- In the past 12 months, 60% of providers report an increase in the number of minority or multi-racial youth being served.

### Q. Has the TCAN study created new awareness or opportunities for afterschool in Travis County?

Yes. The Travis County Commissioners Court has allocated \$387,314 to serve an additional 750 middle school youth in the 78723 and 78752 zip codes.

### Q. What can I do to help?

- Serve on an afterschool program's advisory or citizen's committee. For a list of afterschool providers in Travis County, visit the Travis County Afterschool Network website at [www.tcafterschool.org](http://www.tcafterschool.org).
- Be a special guest! Share your career choices, cultural experiences, education, or other positive life-shaping events with students in an afterschool program.
- Mentor a student at a local afterschool program or volunteer to help afterschool program staff with activities or with homework assistance. You can find volunteer opportunities with afterschool programs at [www.unitedwaycapitalarea.org/volunteer/index.cfm](http://www.unitedwaycapitalarea.org/volunteer/index.cfm).
- Communicate with your local, state, and national policymakers and ask them to support more resources for afterschool opportunities. For advocacy resources, visit the Travis County Afterschool Network website at [www.tcafterschool.org](http://www.tcafterschool.org).

## Additional Information

To access the Afterschool Care report, refer to [www.caction.org](http://www.caction.org). To obtain a copy of this document or any other CAN report, please visit the CAN website, email Brenda Ahrns at [bahrns@austin.isd.tenet.edu](mailto:bahrns@austin.isd.tenet.edu), call 512-414-8203, or write the Community Action Network, 1111 W. 6<sup>th</sup> Street, Suite B220, Austin, Texas 78703-1749

Please note: Extend-a-care information was not available for this document.

For more information, please visit [www.tcafterschool.org](http://www.tcafterschool.org). This mapping study was made possible through collaboration between:

Travis County Afterschool Network (TCAN) Steering Committee:

Sarah Averill, AISD Prime Time After School

Karen Hunt, YWCA of Austin

Shirlene Justice, AISD Community Education

Anna Land and Diane Cannon, Heart House Austin

Dave Martin, Boys and Girls Club of the Capital Area

Alvin Pruitt, Eastside Story

Willa Rosen, Round Rock ISD

Sarah Stone & Suki Steinhauser, Communities in Schools

Fred Butler, Sam Woollard and Brenda Ahrns, Community Action Network

Deborah Britton, Travis County Health and Human Services

Chris Boleman, Texas A&M University

David Uribe, St. Edward's University, Jeff Ripley, Texas Extension Cooperative



CAN Partners: Austin Area Human Services Association ~ Austin Area Interreligious Ministries ~ Austin Area Research Organization ~ Austin Independent School District Austin Travis County MHMR Center ~ Capital Metro ~ City of Austin ~ Community Justice Council ~ Greater Austin Chamber ~ Health Partnership 2010

Higher Education Coalition ~ Travis County ~ United Way Capital Area ~ WorkSource-Greater Austin Workforce Board