



# Community Action Network Community Council

A community voice for policy.



# Community Council forums

---

2/24	Single Moms- Overcoming Barriers to Success, ACC Student Support Services and Jeremiah Project American Community Survey Overview, Travis County Health and Human Services Department	Kinder-ready College ready Low-income Unemployment
3/21	Pilot Results for New Kinder-Ready Indicator, E <sup>3</sup> Alliance Mapping Needs to Target Resources, Successful Strategies for High-Need Families, Success by Six Intervention Response to Intervention: Connecting Students to Resources, AISD Learning Support Services	Kinder-ready Four year graduation College ready
4/18	Career and Technology Education at AISD Workforce Education at ACC	Four year graduation College ready Low-income Unemployment

# Single Moms – Overcoming Barriers to Success

Community Overview, Travis County HHS&VS  
Jeremiah Program and ACC Student Support Services  
February 24, 2011 Community Council Forum

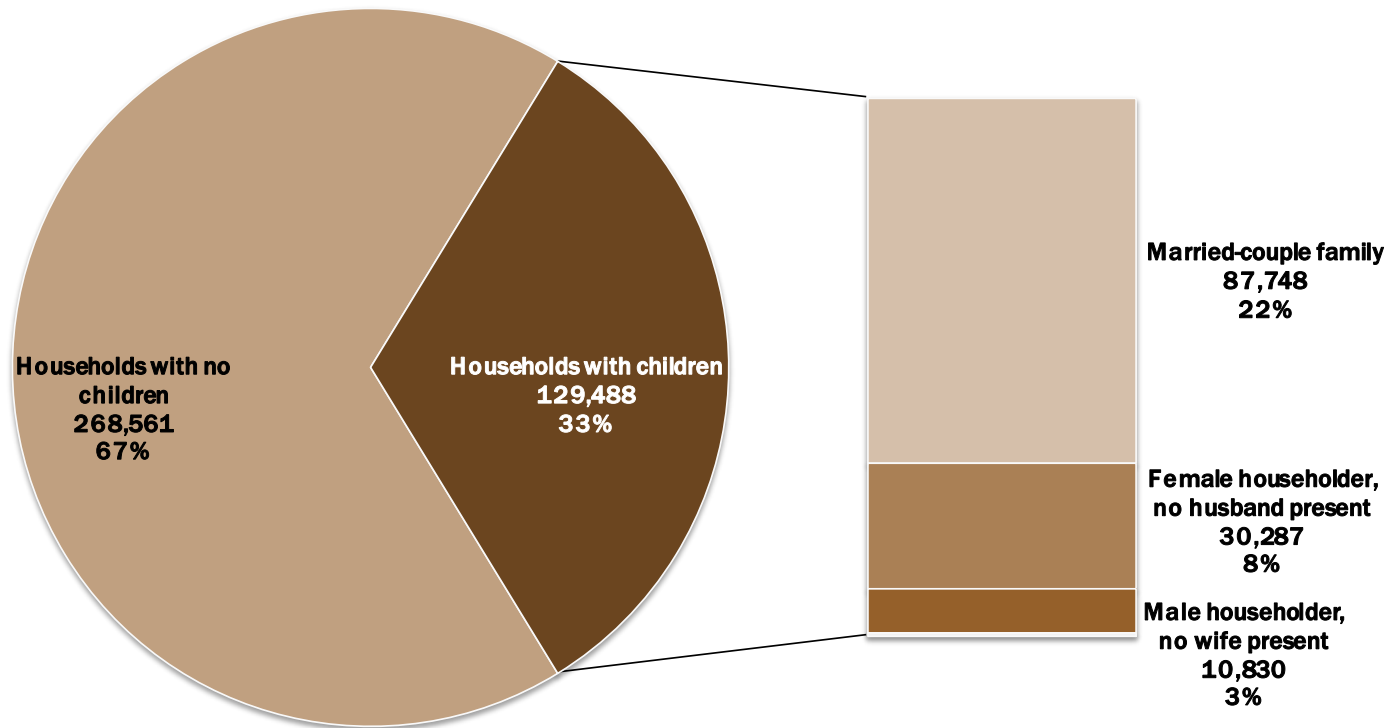
# Travis County Overview

---

- ▶ With just over 1 million people in 2009, Travis County's population is growing faster than the state and the nation.
- ▶ 31% (or 293,445 residents) speak a language other than English at home and almost half of these people speak English "less than very well."
- ▶ One-third of Travis County households include children
  - ▶ 11% of these are single parent households
- ▶ Median Income in 2009 was \$53,396. This was \$7,000 less than the median income in 1999 when adjusted for inflation.
- ▶ People with higher educational attainment earn more and are less likely to be unemployed.

# American Community Survey

**Households by Presence of Children by Household Type**  
Households, Travis County, 2009



Created by: Travis County HHS/VS, Research & Planning Division, 2010  
Source data: 2009 American Community Survey 1-Year Estimates

Note: Nonfamily households with children account for less than 0.5% of all households with children. They are included in "Households with children" (129,488) at left, but are not displayed in the bar at right.

# Single moms are a growing population who face many barriers

---

- ▶ 40% of all births in Austin in 2007 were to unmarried women
- ▶ Single-mother households are more likely to live in poverty
- ▶ There are nearly 15,000 single-mother families living in poverty in our community with almost 40,000 children
- ▶ Most single mothers living in poverty have little education
- ▶ A mother's educational attainment is one of the greatest predictors of a child's success



Source: [ACC/Jeremiah Project presentation](#)

# ACC Student Support Program

---

## Women in Program

- ▶ Fall 2010: 462 applied, 261 received direct assistance
- ▶ Spring 2011: 551 applied, 241 received direct assistance
- ▶ Total Childcare Funds Disbursed (2010-11): \$340,000
- ▶ Average Childcare/Student/Semester (2009-10): \$2,404

## Outcomes

- ▶ 2009-2010 Participants
  - ▶ 11 transferred credits to another school
  - ▶ 11 graduated
- ▶ Fall to Spring persistence was 93% for the 148 single mothers in the program, compared to 67% for ACC as a whole

Source: [ACC/Jeremiah Project presentation](#)

# Focus Group - What single moms had to say

---

## Goals and Supports

- ▶ 60% hope to earn a bachelor's degree or higher
- ▶ Most had some college grants or financial aid
- ▶ Other assistance
  - ▶ 76% Food Stamps
  - ▶ 65% Medicaid
  - ▶ 50% WIC
  - ▶ 12% TANF

## Barriers

- ▶ 55% are enrolled part-time
- ▶ 50% work
- ▶ Affordable childcare and after school care
- ▶ Safe and stable housing
  - ▶ one-third live in public or subsidized housing and
  - ▶ one-third live with others
- ▶ Transportation

# Where they go for help...

---

## Where they are receiving or have received help

- ▶ 12 mentioned – WorkForce Solutions
- ▶ 7 mentioned – LifeWorks
- ▶ 6 mentioned – Caritas
- ▶ 5 mentioned – Any Baby Can
- ▶ 4 mentioned – Communities in Schools

## Where they find out about possible services

- ▶ Friends or Family                      62%
- ▶ ACC    35%
- ▶ Online    15%
- ▶ United Way 2-1-1                      6%

# Recommendations

---

- ▶ Collect more data on this vulnerable group.
- ▶ Make it easier for them to get information and access benefits.
- ▶ Advocate for need-based college aid (Pell grants) and childcare subsidies.
- ▶ Support workforce and education programs specifically for single mothers that focus on more than short-term job placement.
- ▶ Support programs are comprehensive and more easily accessible, perhaps integrated with housing.

# Ready for School and Supporting School Success

E3 Alliance, Success by Six and AISD Learning Support Services  
March 21, 2011 Community Council Forum

# Why school-readiness matters

---

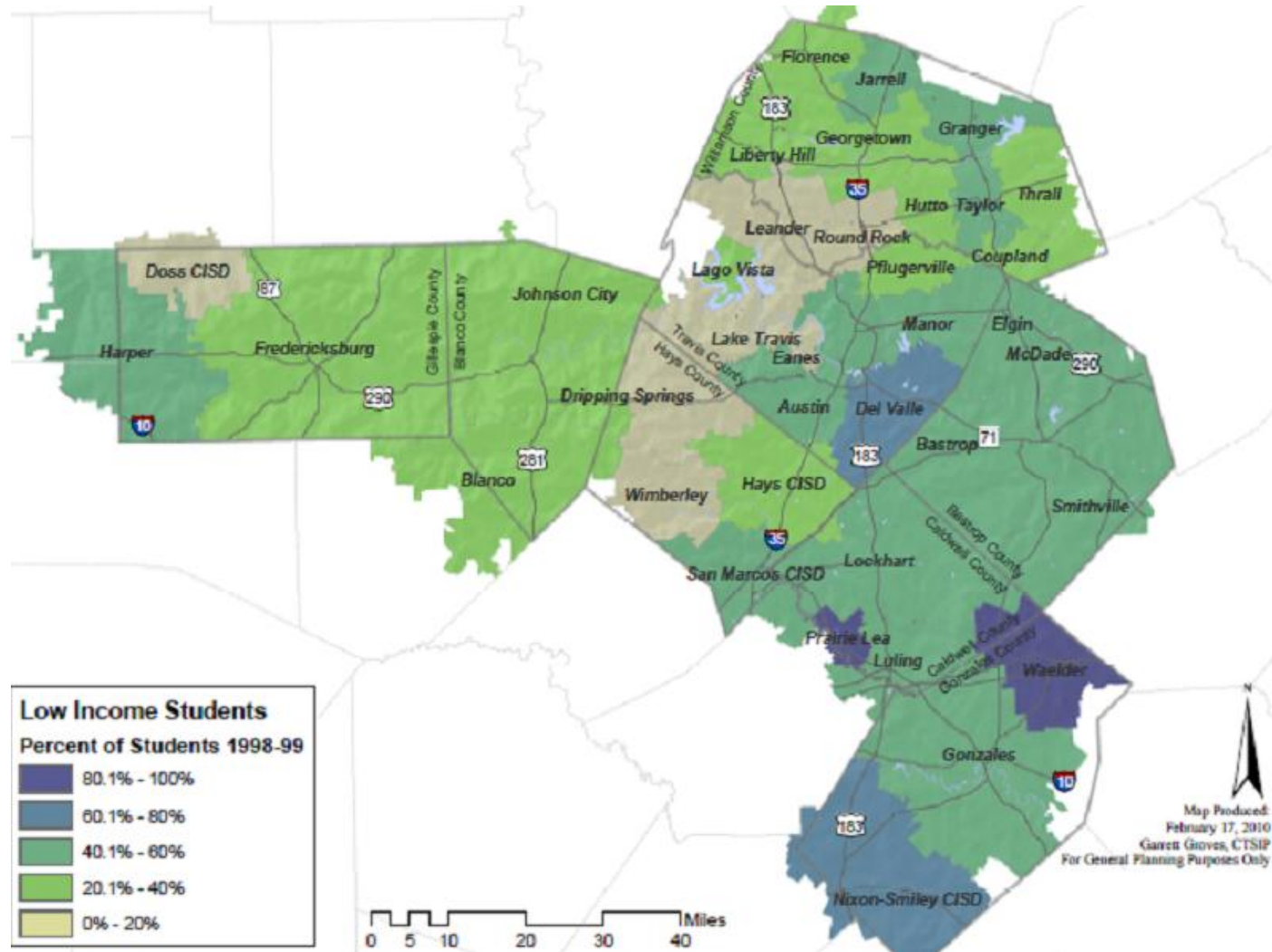
- ▶ There are an estimated 144,046 children (age 0-5) in Central Texas - a 28% increase in just 10 years
- ▶ Texas has the fastest growing (0-5) child population in the country
- ▶ The Central Texas child population is growing at twice the state rate



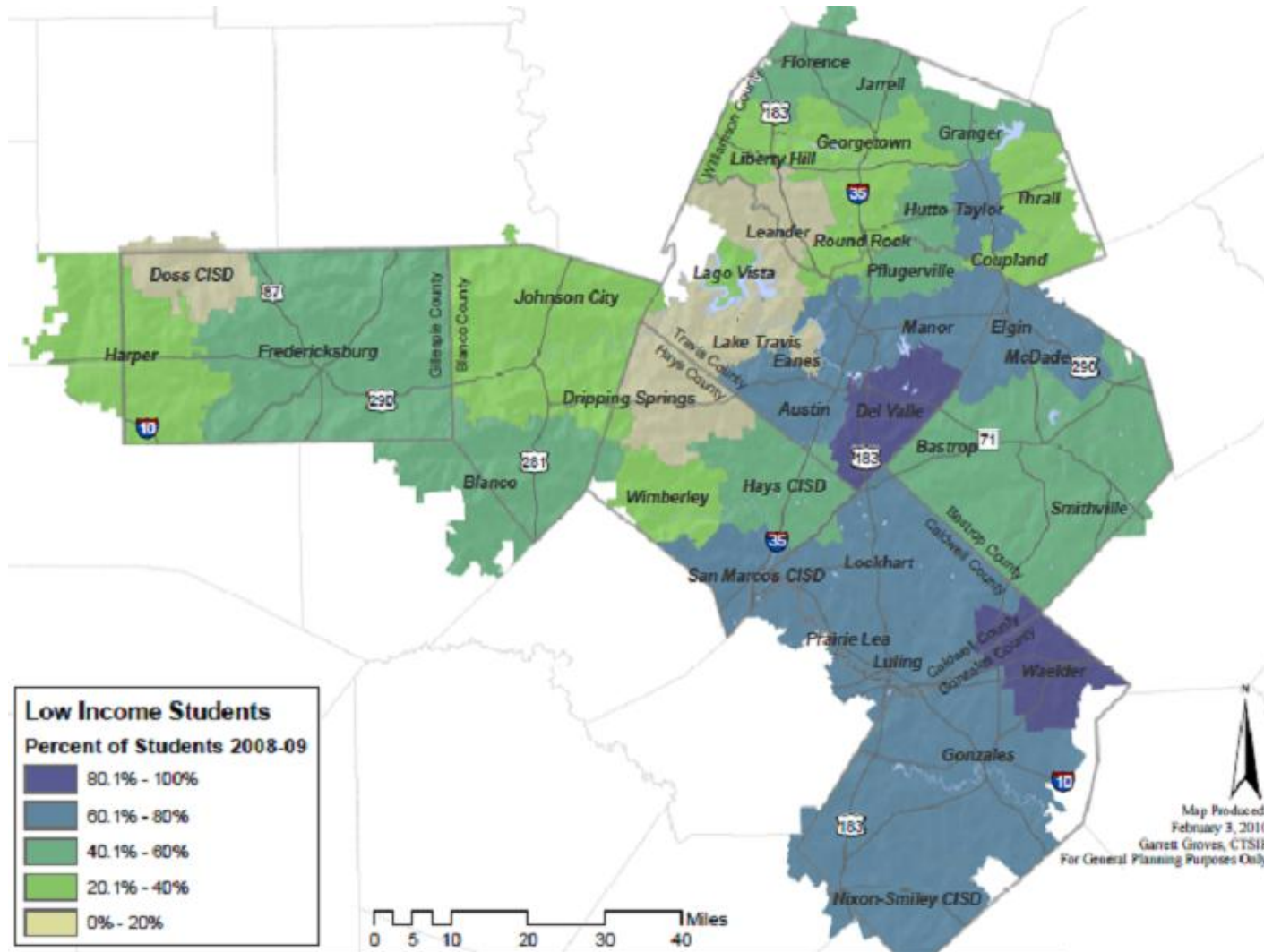
Source: E<sup>3</sup>Alliance [TheBluePrintForEducationalChange.org](http://TheBluePrintForEducationalChange.org)



# Low-income enrollment 1998-99



# Low-income enrollment 2008-09



# Kinder-Ready: Results for a new indicator for school readiness

---

- ▶ **Kindergarten Readiness assessment**
  - ▶ Based on the Texas Pre-K Guidelines
  - ▶ Social-Emotional Development
  - ▶ Language and Communication
  - ▶ Emerging Literacy
  - ▶ Mathematics
- ▶ **997 Kindergartners**
- ▶ **59 classrooms**
  - ▶ 7 school districts and 1 charter school



48% were  
**NOT**  
kindergarten  
ready

# United Way Success by Six

---

## Transforming Early Childhood Community Systems

- ▶ UCLA Center for Healthier Children Families and Communities
- ▶ United Way Worldwide
- ▶ The W.K. Kellogg Foundation

## Targeting four Neighborhoods

- ▶ Dove Springs – Houston, Rodriguez, Widen
- ▶ Manor – All 7 elementary campuses
- ▶ Quail Creek – Barrington, Hart, Woolridge
- ▶ St. John – Pickle

# Early Childhood Data Mapping Project

---



- ▶ Target early childhood services and limited resources by *developmental need* and *neighborhood location*
- ▶ Assess the impact of early childhood investments and track progress over time
- ▶ Effectively engage neighborhoods in planning and improvement activities
- ▶ Provide compelling evidence to policymakers about the importance of sustaining resource

# Austin ISD: Child Study Team Process

---

- ▶ Align District services with AISD Strategic Plan
- ▶ Provide Behavioral and Academic Support to students who need it the most
- ▶ New Case Management Tool will share information on attendance, behavior, academics and other data with members of the Child Study Team
- ▶ The Youth Services Mapping System will be used to connect students to services district-wide



# Workforce Education

Career and Technology at AISD

Workforce Education at ACC

April 18, 2011 Community Council Forum

# Career & Technology Education at AISD

---

- ▶ 17,273 Austin ISD students are enrolled in Career Education courses this school year. Most (10,992) are high school students.
- ▶ There was an enrollment increase of +1,100 from the previous school year.
- ▶ Most CTE programs partner with industry as well as ACC and other institutions of higher education.
- ▶ 523 students earned industry certifications last year and 1,800 students are scheduled to take the exams this year.

# Funding Tech Prep at AISD

---

▶ STATE	\$13,438,980
▶ FEDERAL	
▶ 1 <sup>ST</sup> ALLOCATION	\$ 1,120,991
▶ 2 <sup>ND</sup> ALLOCATION	\$ 70,000
▶ Tech Prep Grant	\$ 8,808
▶ 3M Grant - PLTW	\$ 131,560
<b>Total Funding</b>	<b>\$ 14,770,339</b>

# Austin Community College

---

- ▶ ACC operates eight campuses with two additional campuses in Elgin and Hays opening in Fall 2013
- ▶ ACC enrolled 41,602 students in Fall 2010, a 10% increase over the previous year
- ▶ Spring 2011 enrollment broke records with 45,056 students
  - ▶ 40% enrolled to earn credits for transfer
  - ▶ 40% plan to earn Associates Degrees or Industry Certifications
- ▶ More Central Texas high school graduates enroll at ACC than all other local colleges combined
- ▶ 25% of all ACC students are Hispanic, but ACC would like to see this % increase as Hispanics have the lowest rates of college enrollment of any ethnic or racial group.

# Discussion

---

- ▶ What are some common barriers impacting the community's ability to move indicators in the right direction?
- ▶ What common themes or strategies seem to work or are needed?
- ▶ How can CAN help better connect efforts?

# Community Council 2011

---

1/6/11	Dashboard highlights of 2010 and CAN Work Plan Discussion of CC agenda for 2011	Community Council
2/24/11	Single Moms – barriers to educational success Travis County Snapshot of Community Conditions	ACC & Jerimiah Project Travis Co. Research & Planning
3/21/11	Results from new Pre-k indicator Early education initiatives AISD new intervention framework	E3 Alliance United Way Success by 6 AISD Student Support
4/18/11	High school career tracks ACC Workforce education	AISD ACC
5/16/11	Deliberation	Community Council

# Community Council 2011

---

6/20/11	Health and Behavioral Health	ATCIC, Central Health, Chronic Disease Coalition
7/18/11	Connecting Families to Resources	Central Health, Insure a Kid, CAFB, CAN
8/15/11	Housing	TBD
9/19/11	Adult Education: ABE, GED, ESL Economic Development Pathway to Prosperity	ACC Hispanic Chamber Workforce Solutions
Oct	Deliberation	Community Council
Nov	NO MEETING (CAN Retreat)	
12/19/11	Election of new Community Council members, Discussion of 2012 agenda	Community Council

