



Community Action Network Community Council

August 15, 2011



Community Action Network is...

a partnership of agencies,
organizations and individuals
who work together to
enhance the social, health,
educational and economic
well-being of Central Texas.



CAN's role is...



- ▶ to enhance awareness of community issues,
- ▶ to strengthen partnerships, and
- ▶ to support collaborative strategies to improve the well-being of all people in our community.

CAN Partners – working to promote equity and opportunity

Government	Education/ Workforce	Healthcare	Private/Other
City of Austin	Austin Chamber of Commerce	Austin Travis Co Integral Care	Capital Metro
Travis County	Austin Community College	Central Health	Community Justice Council
	Austin ISD	Seton Healthcare Family	One Voice Central Texas
	St. Edward's University	St. David's Foundation	interfaith Action Central Texas
	University of Texas at Austin		United Way Capital Area
	Workforce Solutions – Capital Area		

Policy, Community, and Service



Policy
makers

- CAN Board of Directors - elected officials and policy makers representing each CAN partner organization



Community
members

- CAN Community Council – self-appointed board of community members with an annual application and election process



Service
providers

- Issue Area Groups and Implementation Teams - professionals who serve our community through agencies or non-profit organizations


Role of Community Council

- ▶ The Community Council provides a communication link between the community at large and the CAN Board of Directors. Its duties are to:
 - ▶ Act as a liaison between the CAN Board of Directors and the community.
 - ▶ Raise community awareness about issues by providing a non-partisan forum for the exchange of information on community conditions and efforts to address needs.
 - ▶ Foster, encourage and enhance collaborative efforts whenever possible.
 - ▶ Consider the impacts of recommended collaborative strategies on vulnerable populations and across issue areas.
 - ▶ Report and make recommendations to the CAN Board of Directors.
 - ▶ Encourage community involvement in assessment, planning, and implementation processes.

from CAN bylaws approved 11/13/09

CAN Community Dashboard

- ▶ snapshot of community's well-being
- ▶ identifies areas where collective attention and action are needed
- ▶ no partner or agency alone is accountable for any one indicator
- ▶ multiple stakeholders are needed to move any one indicator in the right direction



CAN Dashboard



we achieve our
full potential

- Kindergarten ready
- High school graduation
- College ready
- Unemployment



our basic needs
are met

- Low-income
- Housing cost burdened
- Vehicle miles traveled
- Homelessness



we are
healthy

- Health insurance
- Mental health
- Smoking
- Obesity
- Air quality



we are safe, just
& engaged

- Violent crime
- Arrest demographics
- Voting



CAN Community Dashboard

We achieve our full potential	<ul style="list-style-type: none">% children who enter school kindergarten ready% students who graduate from high school in four years% of high school graduates who are college readyunemployment rate
Our basic needs are met	<ul style="list-style-type: none">% who are low-income% households that are housing cost burdenedvehicle miles traveled per daynumber of people who are homeless
We are healthy	<ul style="list-style-type: none">% under age 65 with no health insurance% adults who report poor mental health% adults who are smokers% adults who are obeseattainment of EPA ozone standards
We are safe, just & engaged	<ul style="list-style-type: none">rate of violent crimeproportionality of arrest demographics by raceproportionality of voter turnout





CAN Community Dashboard

We achieve our full potential	<ul style="list-style-type: none"> % children who enter school kindergarten ready % students who graduate from high school in four years % of high school graduates who are college ready unemployment rate
Our basic needs are met	<ul style="list-style-type: none"> % who are low-income % households that are housing cost burdened vehicle miles traveled per day number of people who are homeless
We are healthy	<ul style="list-style-type: none"> % under age 65 with no health insurance % adults who report poor mental health % adults who are smokers % adults who are obese attainment of EPA ozone standards
We are safe, just & engaged	<ul style="list-style-type: none"> rate of violent crime proportionality of arrest demographics by race proportionality of voter turnout



Community Council 2011

1/6/11	Dashboard highlights of 2010 and CAN Work Plan Discussion of CC agenda for 2011	Community Council
2/24/11	Single Moms – barriers to educational success Travis County Snapshot of Community Conditions	ACC & Jeremiah Project Travis Co. Research & Planning
3/21/11	Results from new Pre-k indicator Early education initiatives AISD new intervention framework	E3 Alliance United Way Success by 6 AISD Student Support
4/18/11	High school career tracks ACC Workforce education	AISD ACC
5/16/11	Deliberation	Community Council

Community Council 2011

6/20/11	Health and Behavioral Health	ATCIC, Central Health, Chronic Disease Coalition
7/18/11	Connecting Families to Resources	Central Health CAFB, CAN
8/15/11	Housing	TBD
9/19/11	Adult Education: ABE, GED, ESL Economic Development Pathway to Prosperity	Workforce Solutions ACC & other community partners
10/17/11	Deliberation	Community Council
Nov	NO MEETING (CAN Retreat)	
12/19/11	Election of new Community Council members & Chair-elect, Discussion of 2012 agenda	Community Council

2,087 people are homeless

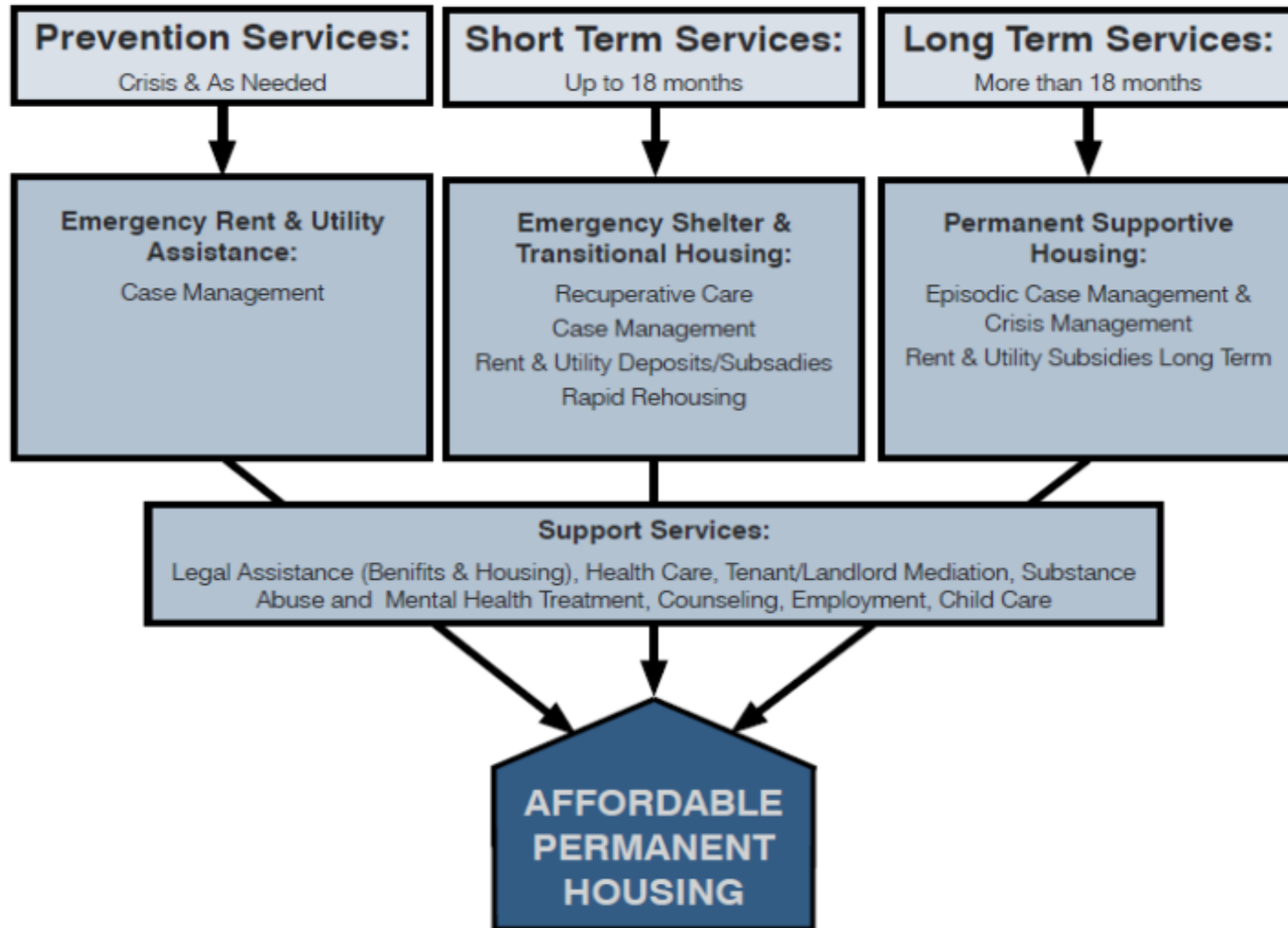
Austin/Travis County Annual Point-in-Time Homeless Count

	2007	2008	2009	2010
Sheltered	1,305	1,301	1,345	1,254
Unsheltered	2,146	not available	1,223	833
Total	3,451	not available	2,568	2,087

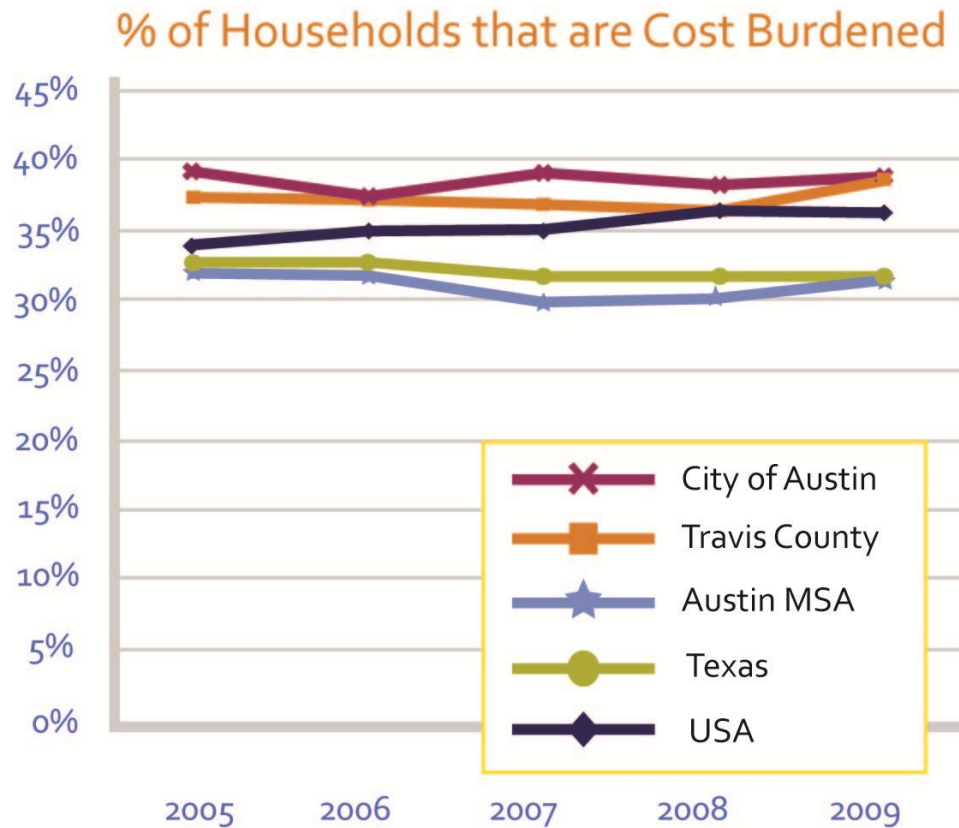
Source: Homeless Management Information System



ECHO: Homeless Services Continuum



38% of households are cost burdened



Source: American Community Survey, 1-Year Estimates



Affordability: Renters vs. Owners

- ▶ 52% of housing units in Travis County are owner-occupied (lower than state rate of 64% and national rate of 66%)
- ▶ 48% of housing units are renter-occupied
- ▶ \$80,285 = median income of owner-occupied households
- ▶ \$35,723 = median income of renter households
- ▶ 48% of rental households are housing cost burdened
- ▶ 28% of owner households are housing cost burdened

[Source: Travis County Community Impact Report, Part I](#)



CAN Work Plan: Housing Planning Across the Continuum

- ▶ CAN is convening quarterly meetings that include...
 - ▶ City of Austin (Funder and Planning)
 - ▶ Travis County (HHS) (Funder and Planning)
 - ▶ Housing Authority of City of Austin (Funder and Provider)
 - ▶ Travis County Housing Authority (Funder and Provider)
 - ▶ Capital Area Council of Governments (Planning)
 - ▶ Ending Community Homeless Coalition (Planning/Funding through COC) (CAN Issue Area Group for Homeless)
 - ▶ HousingWorks (CAN Issue Area Group for Housing)
 - ▶ CAN Dashboard Steering Committee Rep.

Tonight's Agenda

- ▶ Impact of State and Federal budget cuts on housing programs
- ▶ Ending Community Homelessness
 - ▶ Key barriers and populations impacted
 - ▶ Strategies that work
- ▶ HousingWorks – role of community planning, regulations, incentives and private investment in meeting affordable housing gap
 - ▶ Key barriers
 - ▶ Strategies that work
- ▶ Possible GO Bond election for affordable housing