



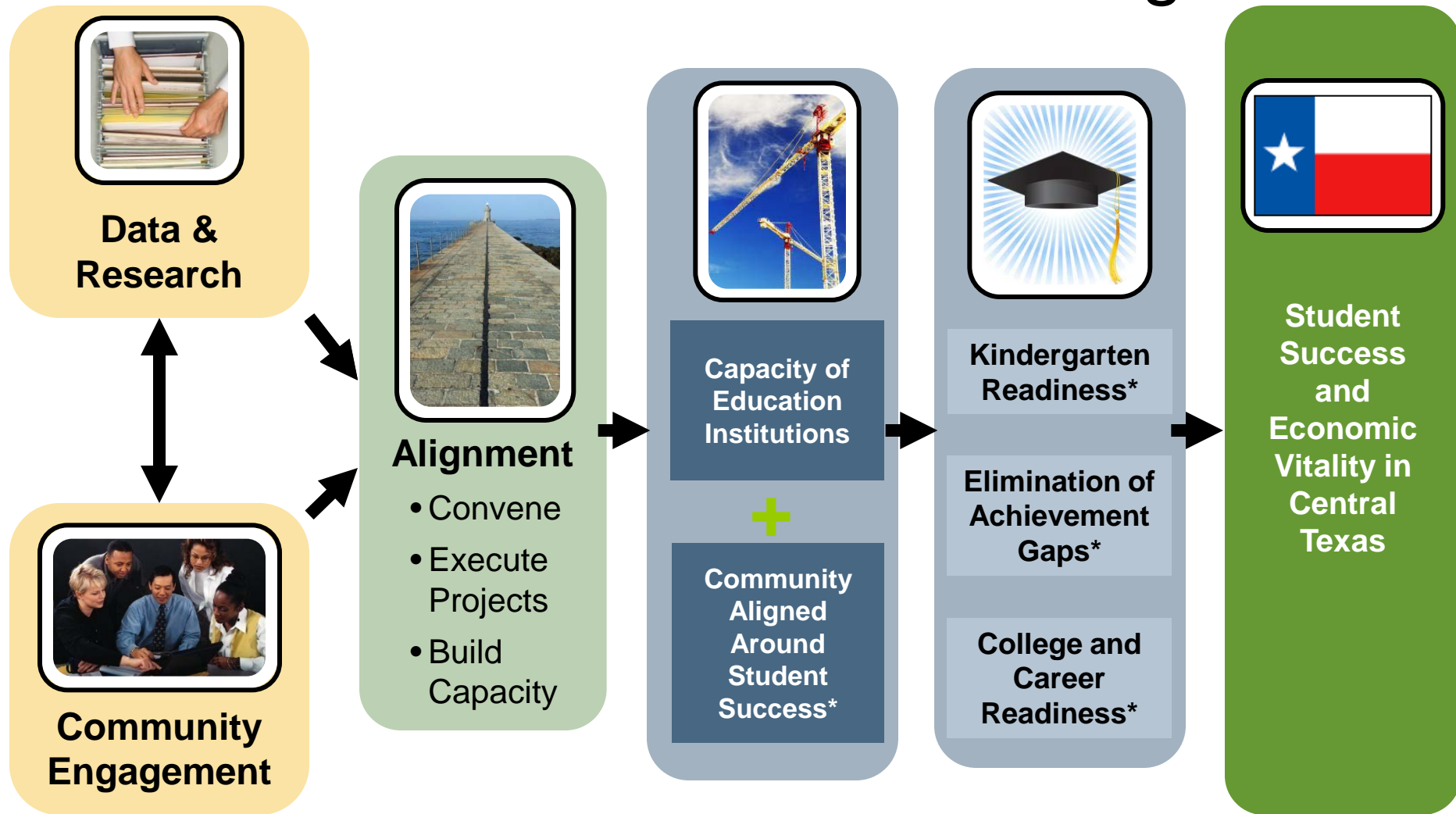
E³ ALLIANCE

What's the Story Behind the Metrics?

CAN Community Council- Feb 18, 2010

Susan Dawson www.e3alliance.org

E³ Alliance Model for Change



Foundational Activities

Alignment Activities

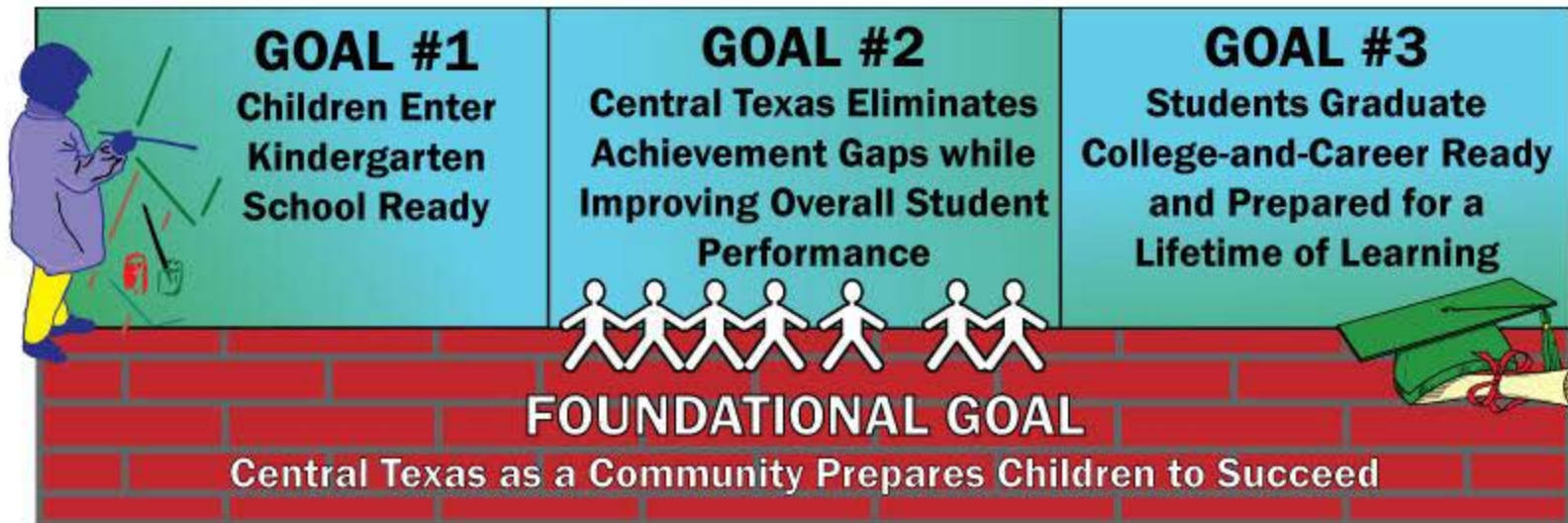
System Outcomes

Student Outcomes

Impact



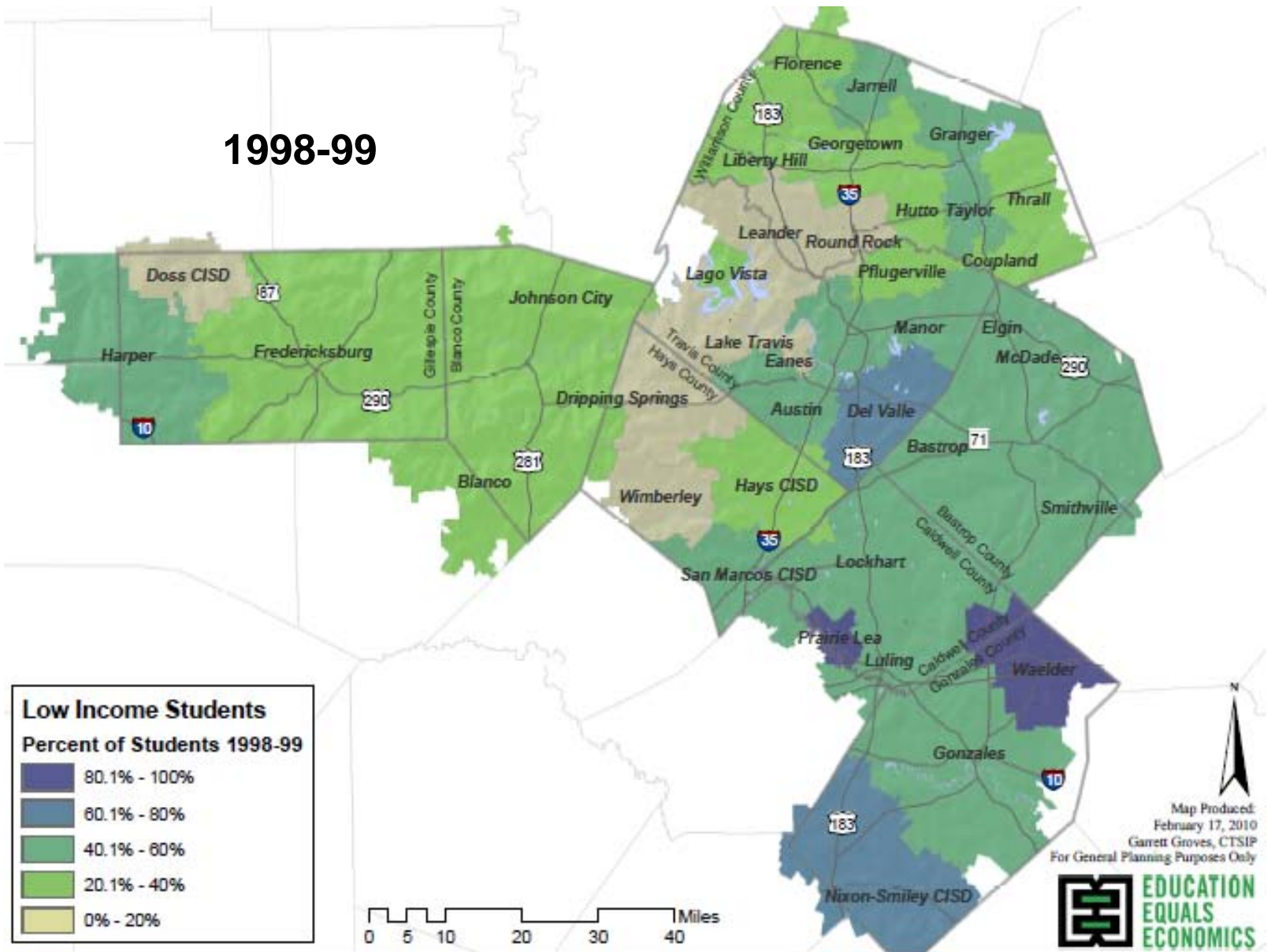
THE
Blueprint
for EDUCATIONAL CHANGE™



**Central Texas' Strategic Plan
to build the strongest education pipeline
in the country**

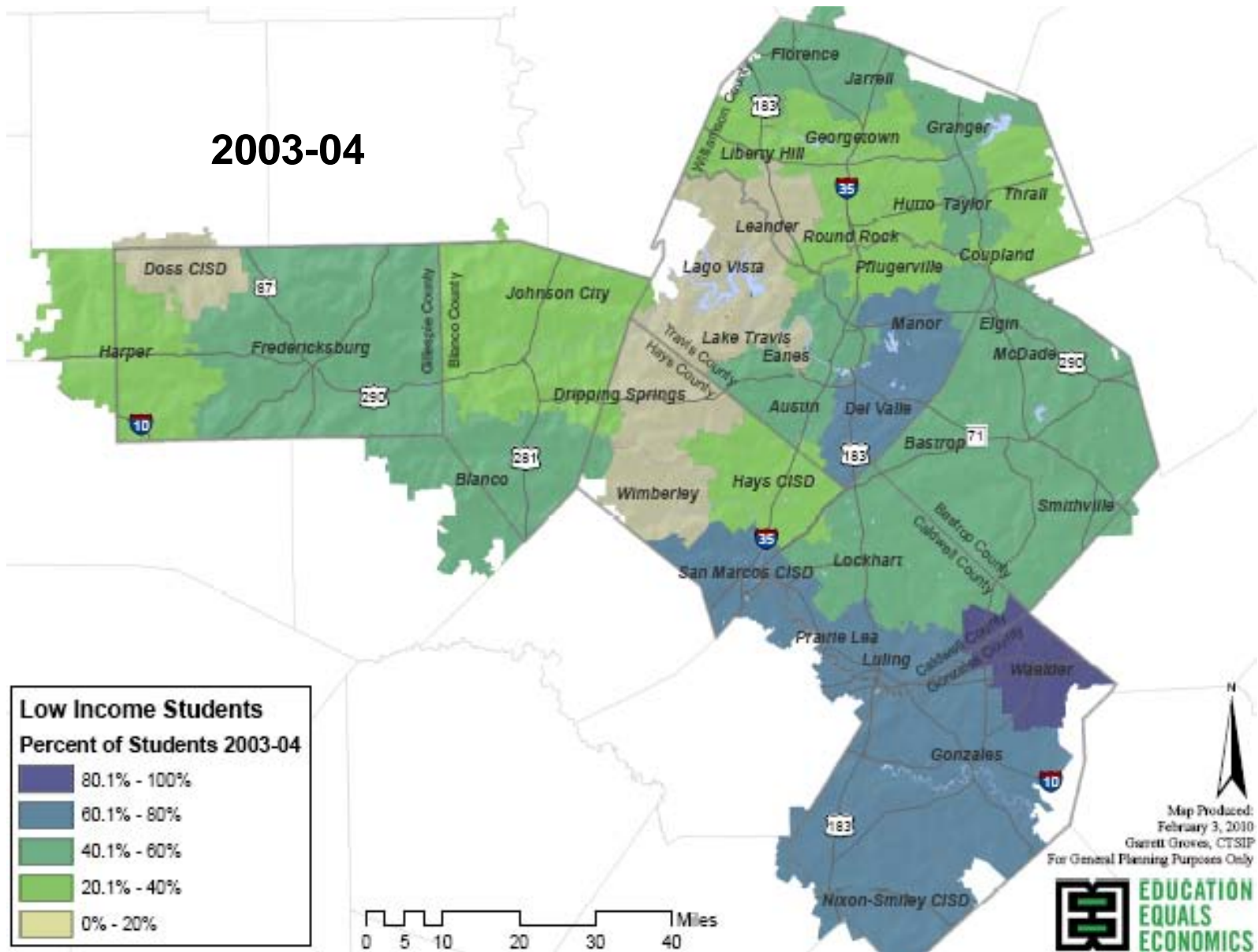
Central Texas Income Distribution: Where We've Been...

1998-99



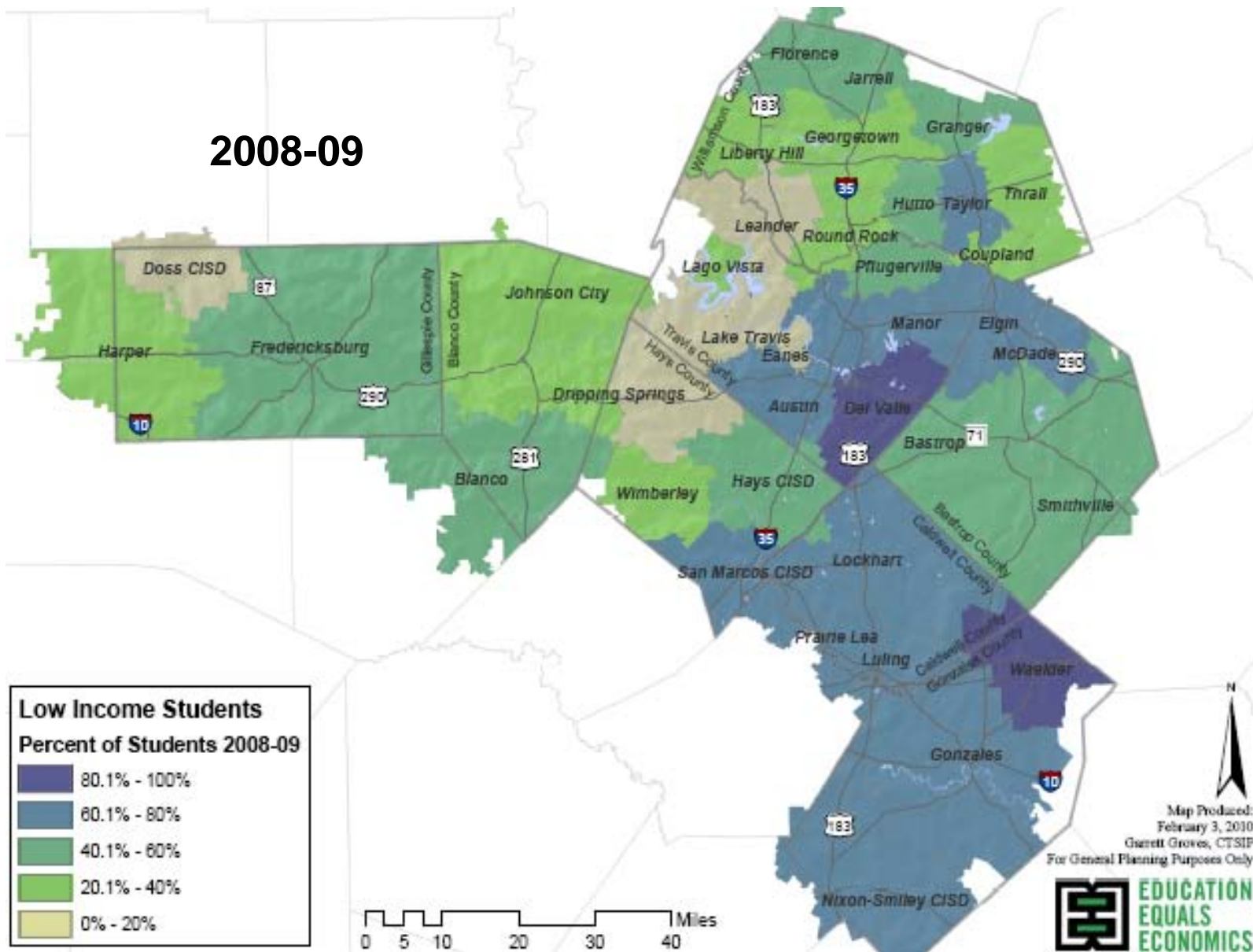
5 Years Later...

2003-04



...And Where We Are Now

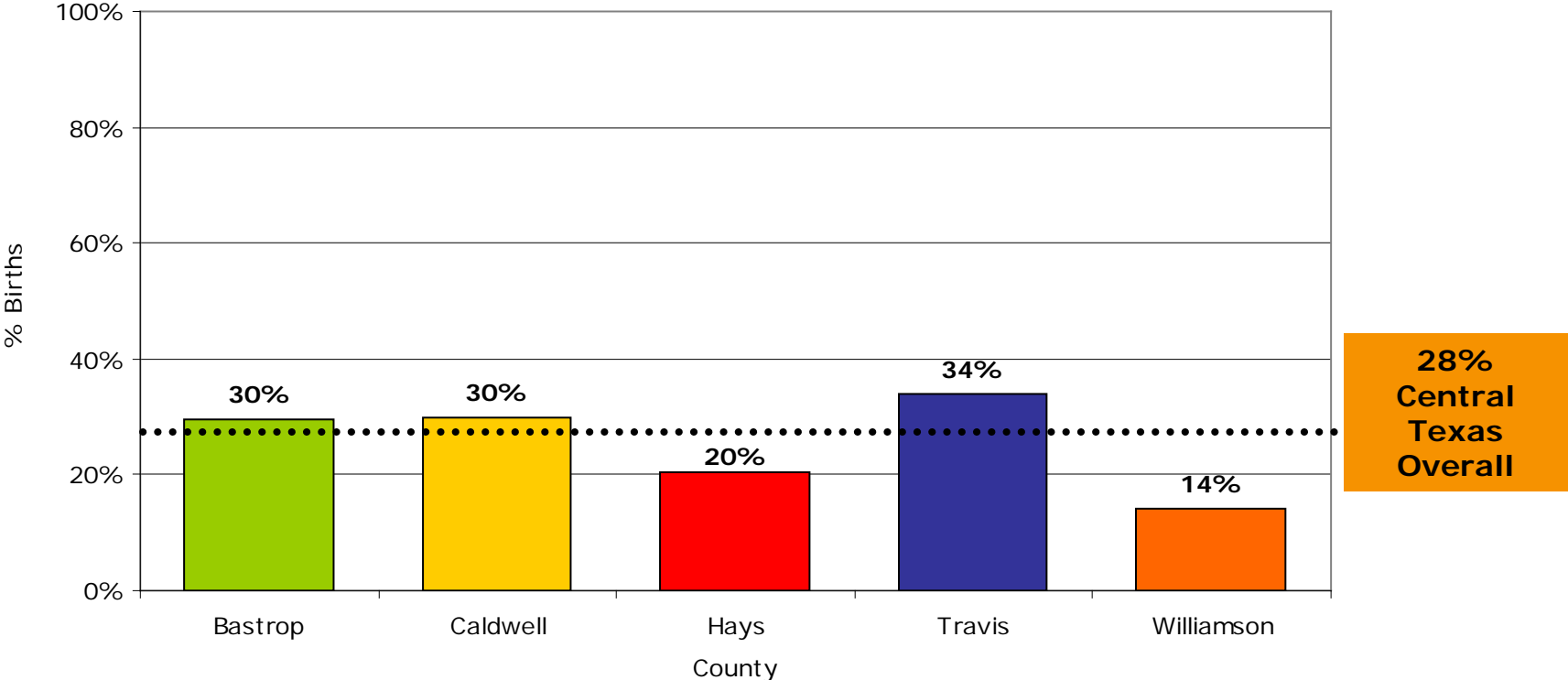
2008-09



School Readiness

Almost 1 in 3 Central Texas Children Born to Mothers without HS Diplomas

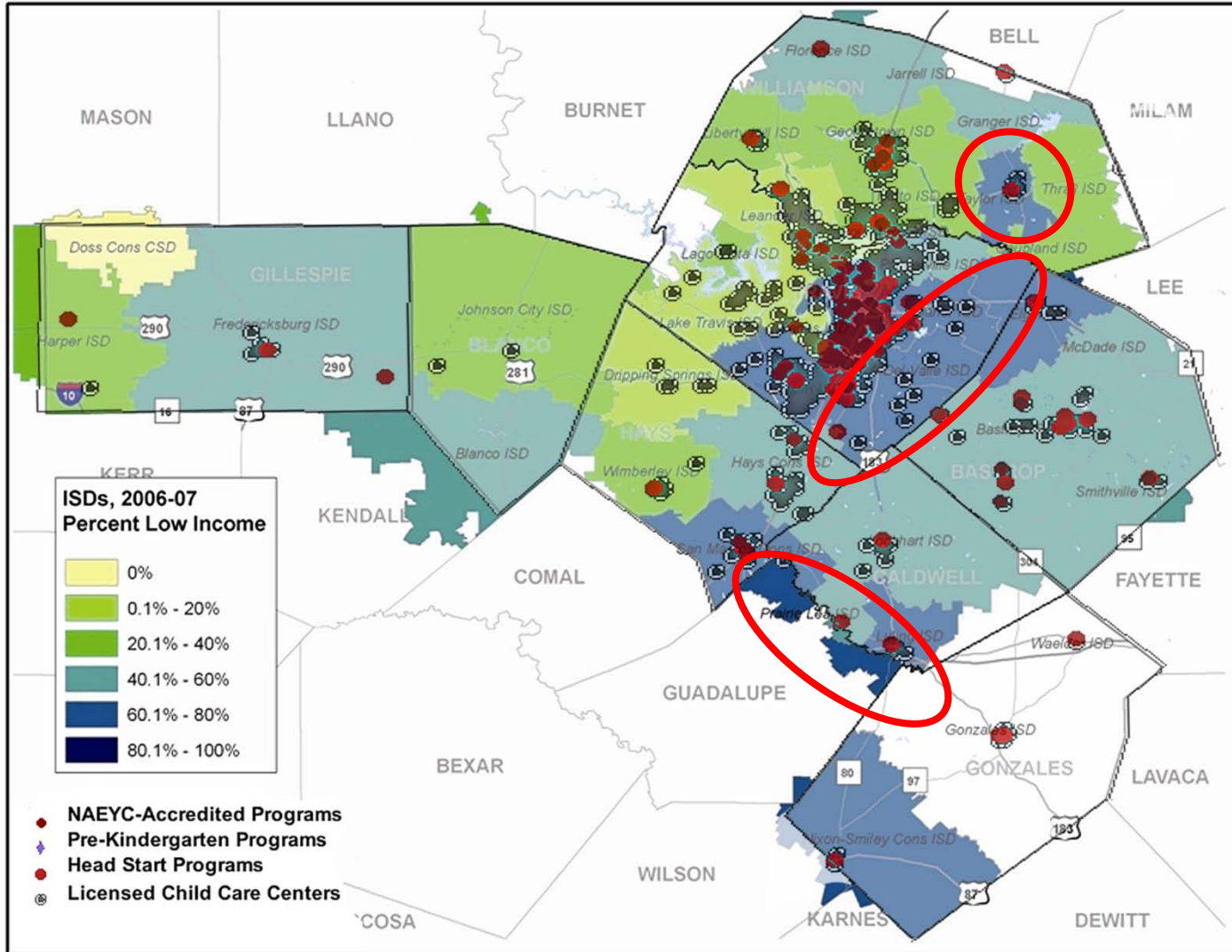
Percent Births to Mothers without High School Diplomas
Central Texas Counties (2008)



Source: United Way Capital Area *Success by 6*, 2009 Indicator Report



Areas with High Concentrations of Poverty Lack Accredited ECE Centers





School Readiness?

- Increasing population of young children who are poor, English learners, otherwise vulnerable
- Few, scattered resources to 0-4 population
- National estimate: 40% of Kindergarteners enter 18 months or more behind
- No way to measure specific gaps entering school – *no state standard for Kindergarten Readiness!*



CT Guide to School Readiness

- Over 70 participants from 10 Districts, private providers, universities
- Led by Success by 6, Region XIII ESC, San Marcos CISD
- Based on TEA Guidelines, TEKS, best available research
- *School Readiness Standard released!*
 - Numeracy, Literacy, Bi-lingual, Social/Emotional, Science, Social Studies, Fine Arts, Technology, Program Evaluation
- 212 Public & Private Pre-K and K teachers & trainers being trained this summer
- Roll out Fall 2009 >> *Impacts ~3,600 kids*

Who's Working On It?


- Success by 6
 - San Marcos working to launch Sx6
- Direct Service Providers – low levels of funding and scattered
- Childcare funding comes through WorkSource – can be conflicted
- HeadStart covers about 16% of need – systemic disincentives to expansion

High School Graduation

“Central Texas High” Senior Class



“Central Texas High” Freshman Class



“Central Texas High” Senior Class



Pop Quiz: Cost of Drop Outs

A conservative estimate of the cost to Central Texas of a single class year of drop outs is:

A: A decked-out Lamborghini

B: Total gross of Celine Dion's Las Vegas Show

C: The cost of the Long Center for the Performing Arts

D: Annual budget of the UT Athletic Dept.

A conservative estimate of the cost to Central Texas of a single class year of drop outs is: ***\$425 million***

Answer B. is correct

Celine grossed \$400M over the life of her Vegas Show.

We could buy almost FIVE Long Centers for the cost of one year's worth of drop outs.

Graduation Rate

- 4 yr Graduation Rate dropping:
 - 82% '07 to 78% '08
- Mostly driven by Austin and Hays
- Recent reversal largely driven by inclusion of grad rates in school accountability
- From class of '05 to '08, TX has been adopting NCES standard that is more strict in counting dropouts. Will tend to make drop outs higher and grad rates lower.

Who's Working On It?

- *Who's not?*
- “Drop out issue” was largely ignored a decade ago; now at the forefront of everybody's agenda
- Institutional efforts (e.g. HS Redesign in Austin; wall to wall academies in RR)
- Community efforts – often in coordination with Ready by 21
- But efforts remain fairly scattershot

College Readiness



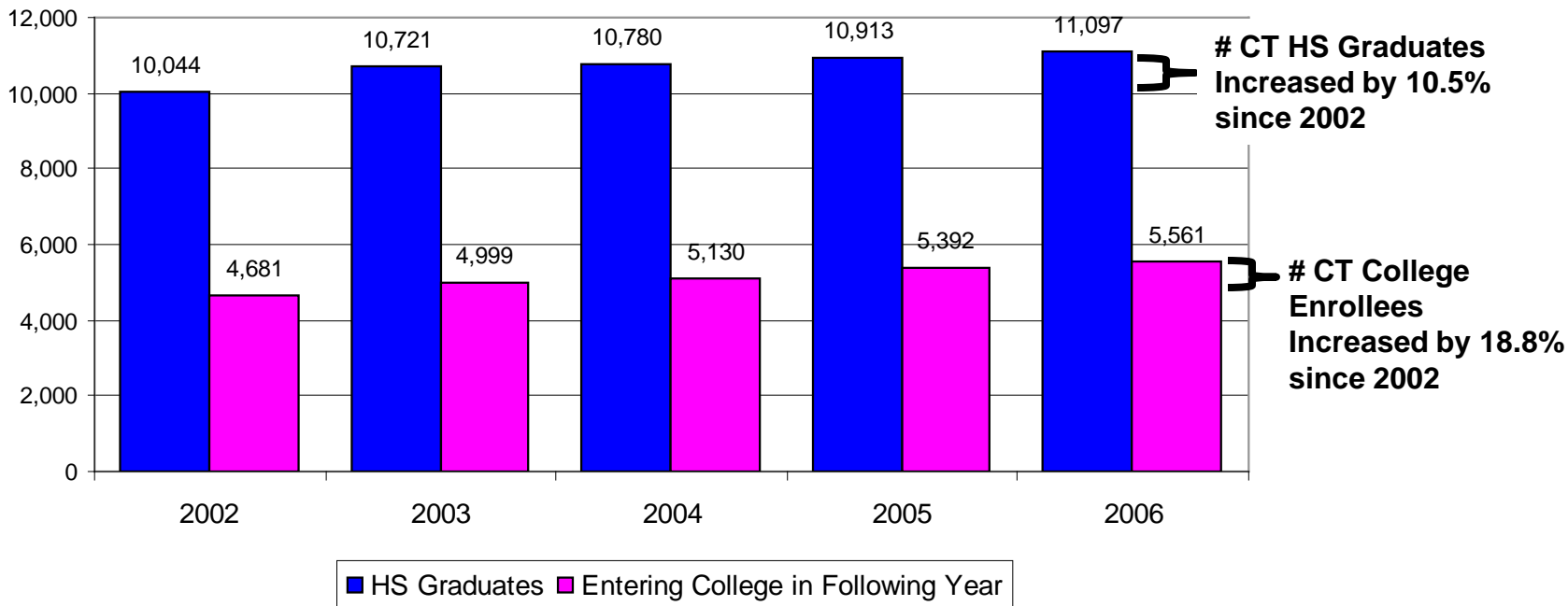
College and Career Preparedness

In Central Texas, the fastest-growing, highest-paying jobs ALL require some postsecondary education, yet.

- 47% Seniors are “college ready”
- ~62% HS graduates enroll directly in higher ed
- 54% College students are non-traditional
- 43% College students earn *any* degree within 6 years
- ~8% “Natural workforce” get degrees in signature and target local industries

CT College Enrollment Grew Faster than High School Graduates

Number of High School Graduates and College-Goers from Large and Partner Districts, 2002-2006



Who's Working On It?

- The state: CCRS adopted 1 ½ years ago
- Austin College Access Network (ACAN)
 - Collaborative of College Access Providers
- GACC 20,010 by 2010
- APIE College Readiness programs
- Lots of work in schools – AVID, College counselors, etc.

~ Para Una Buena Vida ~

Education is the Key to Economic Prosperity

1. Graduate high school → earn **\$1M** in your lifetime
Termine la secundaria y gane un millón de dólares en su vida.
2. Graduate college → earn extra **\$1M** in your lifetime
Gane otro millón de dólares al graduar del colegio.
3. Speak two languages → more opportunity + better jobs
**Aprende ingles bien pero no pierdas tu español.
Tendrás mas oportunidades y podrás ganar mas dinero.**

Why Look Regionally?

- AISD is our large urban district, but contains fewer than 1/3 of Central Texas students
- By about 2025, there will be more uninsured in other Central Texas counties than Travis County
- By 2040, Williamson County will have a higher population than any other CT county
- Interdependent economic future
- Small enough to be entrepreneurial and drive fairly rapid results, yet large enough to have real scale