



Local Impact of State Budget Cuts

October 14, 2011

Deece Eckstein, Travis County

Vanessa Sarria, CAN

Stacy Wilson, Central Health and CommUnityCare

Community Action Network is...



a collaboration of agencies, organizations and individuals who work together to promote equity and opportunity.

CAN Partners – working to promote equity and opportunity

Government	Educational Institutions	Healthcare	Private/Other
City of Austin*	Austin Community College*	Austin Travis Co Integral Care	Austin Chamber of Commerce
Travis County*	Austin ISD*	Central Health*	Capital Metro*
	St. Edward's University	Seton Healthcare Family	Community Justice Council
	University of Texas at Austin	St. David's Foundation	One Voice Central Texas
	Workforce Solutions – Capital Area		interfaith Action Central Texas (iACT)
			United Way Capital Area

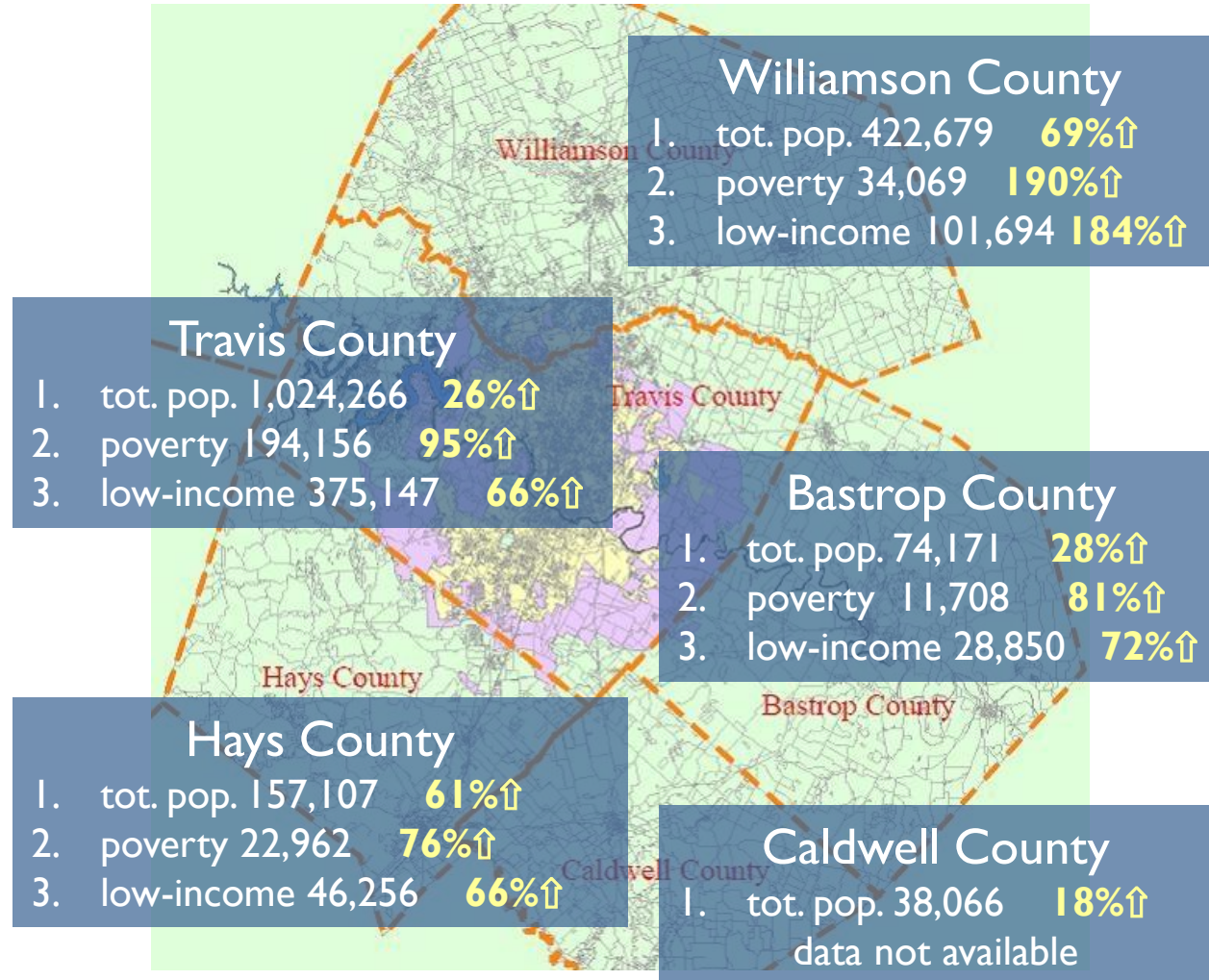
* *taxing entities*

Austin-Round Rock MSA

- ▶ One of the fastest growing MSA's in the nation
- ▶ Growth is putting pressure on infrastructure
- ▶ Significant demographic shifts
- ▶ Poverty and low-income populations are growing at a faster rate than the total population
- ▶ Increasingly diverse population with highest rates of increase among Asian and Hispanic populations
- ▶ Large and fast-growing Hispanic child population
- ▶ Fastest growing pre-senior population and second fastest growing senior population in the nation

Austin-Round Rock MSA 2000 - 2010

1. 2010 Population # and % Growth since 2000
2. 2010 Federal Poverty Level # and % Growth since 2000
3. 2010 Low Income (200% of FPL) and % Growth since 2000



Source: U.S. Census Bureau (American Community Survey 1-Yr. Estimates and Decennial Census)

CAN Community Dashboard



we achieve our full potential

kinder ready
graduation
college ready
employment

State budget cuts will impact our ability to move these indicators in the right direction.

health insurance
mental health
smoking
obesity
air quality



we are healthy



our basic needs are met

low-income
housing cost burden
vehicle miles traveled
homelessness

violent crime
arrest proportionality
voting



we are safe, just & engaged


Areas of special concern....

- ▶ Almost half of children are not kindergarten ready
- ▶ One-fourth do not graduate from high school in 4 years
- ▶ One-half are not college ready
- ▶ 37% of all people in Travis County are low-income (increase from 35% in 2009)
- ▶ 38% of households are housing cost burdened (pay more than on-third of income for housing costs)
- ▶ 20% of adults report poor mental health (increase from 19% in 2009)
- ▶ 24% of all people under age 65 have no health insurance

Intergovernmental Public Policy Committee

▶ IPPC Members include:

- ▶ Austin Chamber of Commerce
- ▶ Austin Travis County Integral Care
- ▶ Austin Community College
- ▶ Austin ISD
- ▶ CapMetro
- ▶ Central Health
- ▶ City of Austin
- ▶ One Voice Central Texas
- ▶ Travis County
- ▶ Other CAN Partners










Summary of impacts posted on caction.org under *Local Impact of State Budget Cuts*

CAN Partners' Shared Legislative Themes

- ▶ Community infrastructure includes the public safety net, education, health care, affordable housing, transportation, a healthy environment and public safety.
- ▶ Investing in this infrastructure, especially in difficult economic times, saves jobs, lives, and money over time.
- ▶ Prefer State investments in local solutions – such as community-based mental health, juvenile jail diversion, and alternatives to institutionalization for the elderly/disabled
- ▶ Oppose unfunded mandates
- ▶ Commitment to transparency and accountability

[Adapted from document shared with legislators on 01/14/2011](#)

State-wide Impact of HB1 for 2012-2013 Biennium – Key Areas

- ▶ 8.1%  **\$15,153,100,000 OVERALL**
- ▶ 10.7%  \$ 516,800,000 General Government
- ▶ 17.2%  \$11,271,100,000 Health & Human Services
- ▶ 1.1%  \$ 843,900,000 Education (Public / Higher Ed)
- ▶ 5.3%  \$ 643,200,000 Pub Safety & Criminal Justice
- ▶ 13.4%  \$ 490,600,000 Natural Resources
- ▶ 5.0 %  \$ 1,165,500,000 Bus & Econ Development

82nd Legislative Session Impacts

- ▶ State cuts are amplified by federal cuts
- ▶ For some, second year of biennium will be even worse
- ▶ Growth is not funded – penalizing fast growing metro areas
- ▶ State not investing in prevention services that could save money in long run
- ▶ State investing less in community-based services which may result in greater institutionalization and higher costs
- ▶ State investing less in basic needs in the face of greater need
- ▶ Administrative, cash-flow burden shifted to local non-profits
- ▶ Cost shifting burdening local governments as they work to continue services and meet demands with local tax dollars

We achieve our full potential



- ▶ AISD to continue full-day Pre-K in FY 2011 but to reconsider for next year due to Pre-K cuts
- ▶ Children's Learning Inst. child care quality programs cut
- ▶ AISD cut \$37 M (FY2012) and \$58 M in (FY 2013); will serve 86,396 students (835 more students than last year)
- ▶ Communities in Schools cut by \$400K (43%) by state plus \$600K thru ISDs means 1,500 fewer served
- ▶ UT Austin's budget cut by \$92 M for biennium impacting about 600 positions, students services, courses, financial aid
- ▶ Drastic cuts in financial aid for needy students will have a detrimental effect on private college students in Austin
- ▶ \$176K (FY 2012) cut to ACC Adult Basic Ed impacting 451

Our basic needs are met



- ▶ Median Household Income adjusted for inflation fell from \$54,450 in 2000 to \$50,132 in 2010 in Austin
- ▶ Shortage of 39,119 units of affordable rentals in Austin
- ▶ Shortage of 1,900 permanent supp. housing (PSH) units
- ▶ \$1.9 M to Austin in Homeless & Housing Program eliminated (TDHCA may restore 50% of one yr); impacts 7 local non-profits, 46 PSH units, employment services and financial aid to 235 survivors of domestic violence
- ▶ \$1.8 M in HUD fed cuts to Austin magnifies local burden
- ▶ State not investing in public transportation
- ▶ CapMetro resources strained by growth, gas prices, cuts to other basic needs programs, and 3.5% more riders

We are healthy









- ▶ In any given month this year, an average of 1,300 Austin residents are waiting to receive mental health services from ATCIC
- ▶ ATCIC cut by \$1.45 M (FY 2012) and \$1.35 million (FY 2013) in Substance Use, Disability Services, ECI and Criminal Justice
- ▶ \$2 M in cuts in Central TX to family planning likely to lead to unplanned pregnancies, STDs, and later diagnosis of breast cancer
- ▶ Cuts in services to those eligible for Central Health services will shift burden to local taxpayers
- ▶ Physicians' Medicaid reimbursement rates were not increased
- ▶ 8% reduction in hospital Medicaid reimbursement rates
- ▶ Funding for graduate medical education slashed
- ▶ Public health threatened by cuts to TB/HIV/STD outreach, immunizations, chronic disease prevention

We are safe, just and engaged



- ▶ \$3.3 million cut to Travis County Public Safety Budget for Adult Probation (CSCD), Juvenile Probation, DA's Office
- ▶ \$175,000 cut to APD and TCSO officer training
- ▶ Offender employment readiness specialists cut at Travis State Jail – functions may be absorbed by other staff
- ▶ 2.5 Project Rio FTEs who served 1,000 recently released offenders to Travis County cut
- ▶ \$62K cut to ATCIC mental health counselor serving Travis County Juvenile Probation clients
- ▶ OAG budget shortfall may lead to loss of funding for 24 local victim's service providers in year 2 of biennium
- ▶ Drastic cuts to DFPS units in Region 7 for in-home child abuse prevention services will impact safety of children

Statewide Impact of HB1 to Health & Human Services Severe

- ▶ **17.2%**  **\$11,271,100,000 Overall HHS**
 - ▶ 29.1%  \$ 3,966,200,000 Aging & Disability Services
 - ▶ 7.2%  \$ 97,200,000 Assistive & Rehab. Services
 - ▶ .3%  \$ 7,600,000 Family & Protective Services
 - ▶ 6.2 %  \$ 380,000,000 State Health Services
 - ▶ 17 %  \$ 6,913,200,000 Health & Human Services
-

Impacts to Vulnerable Populations – Persons with Disabilities

- ▶ 52,000 people w/ intellectual & developmental disabilities on State's Home & Community-based Services “interest list”
- ▶ Cuts of 25% to community services for persons with IDD
- ▶ In-home and family services for persons with IDD eliminated
- ▶ Disability Services cuts to ATCIC \$1.2 M(FY2012); \$1.24M(FY2013)
- ▶ 15% cuts to Early Childhood Intervention (DARS)
 - 34 fewer served by ATCIC monthly (\$870K biennium cut)
 - 88 fewer children served by Easter Seals Central TX
 - Loss of \$1 million to Any Baby Can
- ▶ ECI providers also impacted by new business model that shifts Medicaid billing from state to local agencies
- ▶ Institutional care may be only option with loss of supports

Impacts to Vulnerable Populations - Elderly

- ▶ Less access to state services will mean that local organizations will see people closer to crisis
- ▶ Personal Attendant Services cuts could threaten safety of elderly and lead to greater medical costs
- ▶ Meals and Nutrition Service contract cuts mean fewer elderly people will be fed on a regular, healthy basis
- ▶ Nursing Home Reimbursement cuts will make it more difficult to find affordable quality care
- ▶ Housing and Home Repair cuts for elderly will make it unaffordable and unsafe for them to remain at home
- ▶ Volunteering will be impacted



Contact us for more information

Vanessa Sarria

Executive Director, Community Action Network

512-414-0325

Deece Eckstein

Intergovernmental Relations, Travis County

512-854-9754

Stacy Wilson

Director of Government Affairs, Central Health
and CommUnityCare

512-978-8156

