



Community Dashboard

Setting Goals and Targets: Status Update

Presentation to CAN Board of Directors
December 9, 2011

CAN Community Dashboard



**we are
healthy**



**we achieve our
full potential**

**kinder ready
graduation
college ready
employment**

**health insurance
mental health
smoking
obesity
air quality**

**Equity and
Opportunity**



**we are safe,
just & engaged**




**our basic
needs are met**

**low-income
housing cost burden
vehicle miles
traveled
homelessness**

**violent crime
arrest proportionality
voting**

Building a Community Dashboard

1. Common Vision (2008)
2. Community Indicators (2009)
3. Baseline – first annual report (2010)
4. Set Goals and Targets (2011)
5. Plans and strategies to move the indicators in the right direction (2012)



We are safe, just & engaged



Violent Crime Rate

Current: 456 per 100,000 population in 2009

Goal: Maintain the 2010 rate (expected to be lower than 2009)

Target: XXX per 100,000 in 2017 (not yet calculated)

DSC Lead: Mike Hemby, TCSO, led work group of Community Justice Council.

Austin/Travis County has a low rate of violent crime compared to cities of comparable size.

Growing population will create challenges.

We are safe, just & engaged

Proportionality of arrest demographics

Current: Greatest disproportionality among African Americans (one-fourth of all booked into jail, yet less than one-tenth of total adult population)

Goal: not set

Target: not set

DSC Lead: Darla Gay, DA's Office, led work group of Community Justice Council. CJC recommends a different indicator for "we are just."

DSC recommends CAN meet with high level law enforcement and justice officials to discuss.



We are safe, just & engaged

Proportionality of voter turnout

Current: disproportionate by age

Goal: not set


Target: not set



DSC recommends that CAN change this indicator to be % voter turnout among eligible voters.

- ▶ Drill-down will consider
 - ▶ Geographic distribution of voting participation
 - ▶ Disproportionality by age groups
 - ▶ Disproportionality by racial/ethnic groups, as available

Our basic needs are met



Percent who are low income

Current: 37% in 2010


Goal: reduce % low-income

Target: 30% by 2017

DSC Lead: Pat Wong and Rachel Douglas, LBJ School, facilitated group of CAN IAG and other leaders to share research and discuss setting a goal and target.

Note that this is an aspirational goal, as % low-income has been increasing steadily (was 35% in 2009).

Our basic needs are met



% households that are housing cost burdened


Current: 38% in 2009

Goal: reduce % housing cost burdened (paying more than 30% of income for housing)

Target: 36% by 2017

DSC Lead: Frank Fernandez, HousingWorks, facilitated a meeting of Housing Stakeholder data work group to arrive at this target and goal.

Our basic needs are met



Vehicle miles traveled per capita


Current: 26 miles per day in 2007

Goal: not set

Target: not set

DSC Lead: John-Michael Cortez, Capital Metro, will work with CAN staff to facilitate discussions with CAMPO and others to arrive at this goal and target.

Our basic needs are met



Homelessness

Current: 2,357 counted in 2011 point in time count

Goal: reduce homelessness

Target: not set (must first fine-tune count methodology to assure an accurate count)

ECHO is working to improve the accuracy of the annual point-in-time count. Annual fluctuations are impacted by time of count, weather, number of volunteers and other factors.




We are healthy

% under age 65 who have no health insurance

Current: 22% in 2010

Goal: reduce % with no insurance

Target: 20% in 2014



DSC Lead: Katie Coburn, Central Health, developed the methodology for establishing this target.

- ▶ Recommend that the indicator, target and goal be re-evaluated in 2014 once the Affordable Care Act is fully implemented

We are healthy



% adults who report poor mental health

Current: 20% in 2010

Goal: reduce % reporting poor mental health days

Target: 15% in 2017

DSC Lead: Louise Lynch, ATCIC, worked with the Behavioral Health Planning Partnership (BHPP) to set this goal and target.

Will continue to work with BHPP and Child and Youth Mental Health Planning Partnership to develop drill-down data and indicators for adult and youth mental health.

We are healthy



% adults who are smokers

Current: 14% in 2010

Goal: reduce % who smoke

Target: 12% in 2020

DSC Lead: Phil Huang, Austin/Travis County Health Department, worked with the Chronic Disease Coalition to set this goal and target.

Target year is 2020 to align with *Healthy People 2020* national effort.



We are healthy



% adults who are obese

Current: 24% in 2010

Goal: reduce % who are obese

Target: 19% in 2020

DSC Lead: Phil Huang, Austin/Travis County Health Department, worked with the Chronic Disease Coalition to set this goal and target.

Target year is 2020 to align with *Healthy People 2020* national effort.



We are healthy



Attainment of EPA ozone standards

Current: attainment

Goal: attainment

Target: attainment

DSC Lead: Bill Gill, CAPCOG, Clean Air Coalition has goal of attainment, but EPA standards are a moving target. Air ozone has steadily improved over the years, but as standards increase, Austin/Travis County is on verge of non-attainment.

We achieve our full potential



Percent of children who are kinder ready

Current: 52% in 2009

Goal: increase % who are kinder ready

Target: 70% in 2015

DSC Lead: Sue Carpenter, United Way Success by Six, and the E³ Alliance have aligned goals for this indicator.

This is a new indicator and only a sub-set of students across the five county area were tested in the first year.

We achieve our full potential



% AISD students who graduate in four years

Current: 76% for the Class of 2009

Goal: increase % who graduate in four years

Target: 92% for Class of 2014

DSC Lead: Carolyn Hanschen, AISD, recommended these goals from the Austin ISD Strategic Plan.

We achieve our full potential



% AISD students who graduate college ready

Current: 50% for the Class of 2009

Goal: increase % who graduate college ready in both Language Arts and Math

Target: Not set for both L.A. and Math

Austin ISD Strategic Plan sets targets for student who are college ready in L.A. or Math, but not for students who are college ready in both.

We achieve our full potential



Unemployment rate

Current: 7% in January 2011

Goal: decrease

Target: 4% in 2017

DSC Lead: Jasmine Ives-Griffin, Workforce Solutions
Capital Area, recommends rate based on analysis of pre-recession trends.



Action

- ▶ Approve goals and targets
- ▶ Approve changing “proportionality of voter turnout” to “% eligible voters who vote”