

Community Action Network

Retreat 2008



CAN Vision

Our richly diverse community will be healthy, safe, educated, just and compassionate where all people work together to achieve their full potential and celebrate their lives.



Who is CAN?

We are all CAN!

19 CAN Partners

- Austin Area Human Services Association
- Austin Area Interreligious Ministries
- Austin Area Research Organization
- Austin Community College
- Austin Independent School District
- Austin Travis County MHMR Center
- Capital Metro
- City of Austin
- Community Justice Council
- Greater Austin Chamber of Commerce
- Integrated Care Collaboration
- Seton Family of Hospitals
- St. David's Community Health Foundation
- St. Edward's University
- Travis County
- Travis County Healthcare District
- United Way Capital Area
- University of Texas at Austin
- Workforce Solutions - Capital Area

14 CAN Issue Area Groups

- Aging Service Council
- Austin/Travis County Victims Services Task Force
- Basic Needs Coalition
- Behavioral Health Planning Partnership (PP)
- Central Texas After-School Network
- Child & Youth Mental Health PP
- Developmental Disabilities PP
- Ending Community Homelessness Coalition
- Early Education & Care/Success by 6
- HousingWorks
- Literacy Coalition of Central Texas
- Ready by 21
- Re-Entry Roundtable
- Regional Transit Coordination Committee

CAN Connects & Convenes Stakeholders at Many Levels

Learning

Working

Thriving

Connecting/Leading



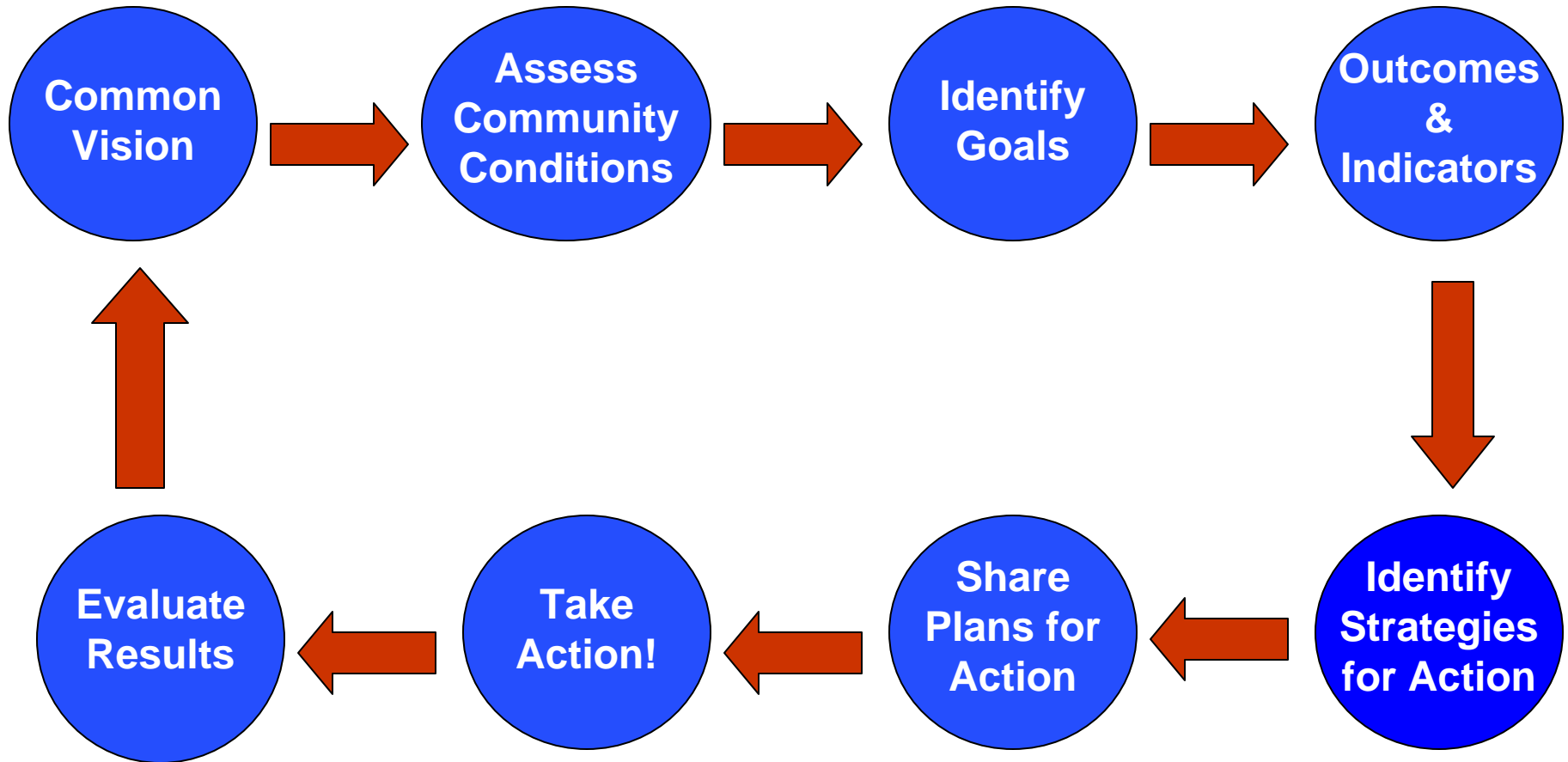
CAN Staff

- CAN staff funded by all partners:
 - Executive Director
 - Associate Director
 - Program Associate
 - Office Manager (AISD in-kind)
 - 1/2 time Web designer (ACC pays 1/4 of time in-kind)
- Facilities Provided In-kind by AISD
- Fiscal Administration Provided In-kind by ATCMHMR

CAN Mission

To achieve sustainable social, health, educational and economic **outcomes** through engaging the community in a planning and implementation **process** that coordinates and optimizes public, private, individual actions and **resources**.

A Process for Community Planning



Scope of Issues

LEARNING

- Early Education & Care
- P – 16
- Literacy/Basic Skills

WORKING

- Economic Well-being
- Jobs with Livable Wages
- Workforce Development

Also... Aging • Children & Youth •
Homeless • Immigrants • Victims •
Persons with Disabilities • Re-entry
Population • Veterans

THRIVING

- Self-Sufficiency
 - Affordable cost of living
 - Housing
 - Transportation
 - Basic Needs
- Health/Behavioral Health
- Public Safety

CONNECTING & LEADING

- Diverse/Inclusive Community
- Civic Engagement
- Leading

CAN's Role

- Original role was to create a “Master Plan” and monitor its implementation and success.
- Today CAN serves as a:
 - Neutral Convener
 - Connector
 - Information Provider

that helps our community optimize its resources and close the opportunity gap.

CAN's Role in the Community

1. **Enhance community-wide awareness** of issues and needs.
2. **Strengthen partnerships and connect planning efforts** by convening community stakeholders and identifying shared interests, goals, and desired outcomes.
3. **Support development of collaborative strategies** to maximize resources and impact.
4. **Mobilize action** by reporting on progress made to improve the community's well-being.

1. How does CAN enhance awareness?

- Televised Council forums
- FAQs
- CANews
- Community Conditions Overview
- Convene special meetings to address cross-cutting issues
- Support 12 websites

2. How does CAN strengthen partnerships?

- Regularly convene and connect stakeholders through Councils
- Identify shared interests, goals, desired outcomes:
 - Common Vision Statements (discuss today!)
 - CAN Dashboard (discuss today!)
 - Assist Issue Areas with development of issue-specific dashboards and strategic planning efforts if desired.

3. How does CAN support collaborative strategies?

- Presentations to Councils from IAGs, Partners and others bring attention to issues
- IAG Leadership & Planning Comm. considers how IAGs can work together to address issues
- Administrative Team considers how Partners can work together to address issues
- Resource Council considers how policy changes can improve how our community responds to issues

4. How does CAN mobilize action?

CAN mobilizes action by reporting on progress made to improve the community's well-being:

- CAN Dashboard (*new!*)
- Issue-specific dashboards (*new!*)
- FAQs
- Community Conditions Overview
- CANews
- Televised Council forums
- www.caction.org and 12 issue-specific websites

Community Dashboard

A common framework for taking action together, and for measuring our progress toward achieving a common vision.

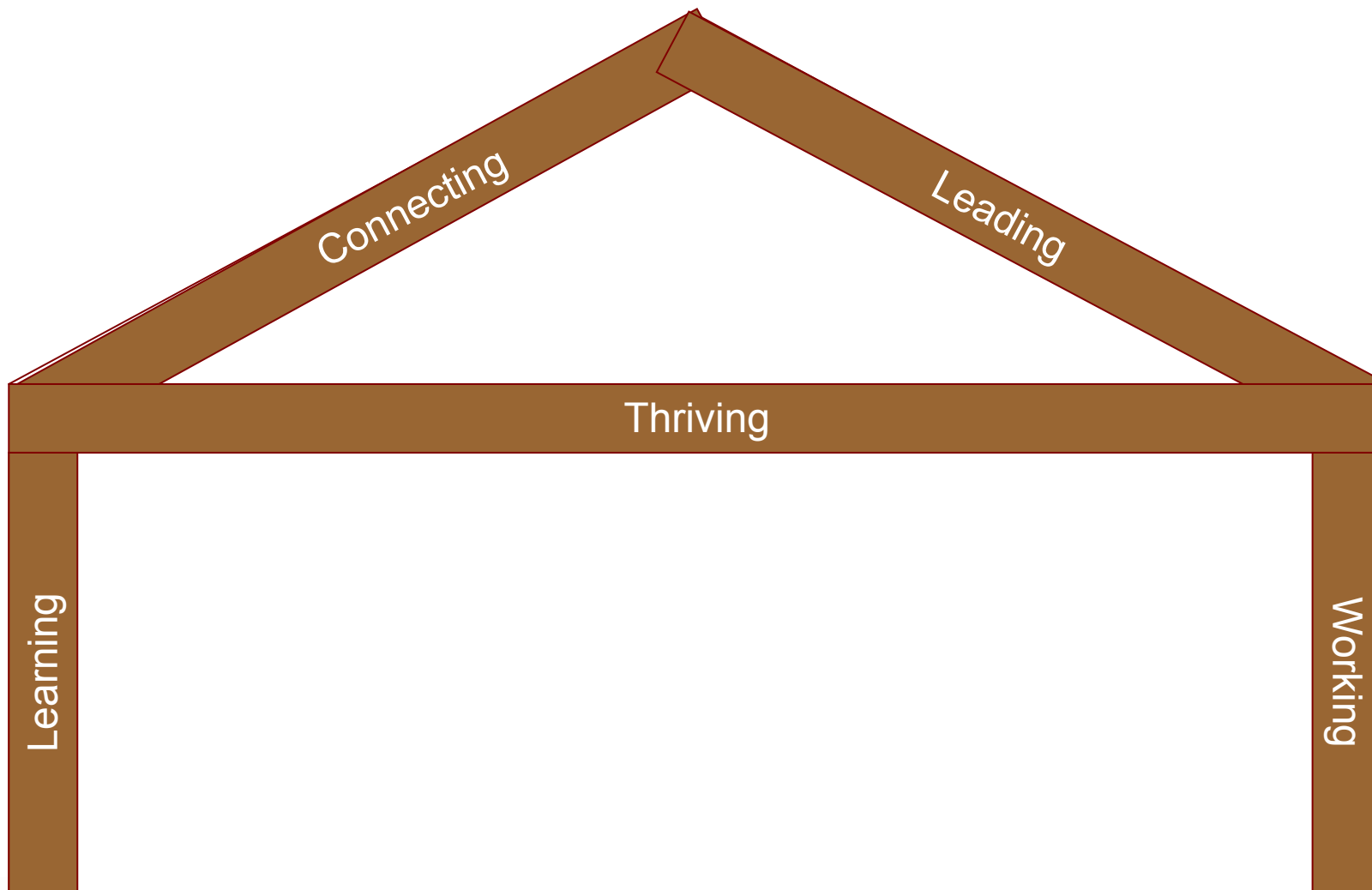
Let's Have a Barn-Raising

A photograph showing a large group of people, mostly men, working on the wooden frame of a barn. They are positioned at various levels of the structure, some on the ground and others on the roof trusses. The scene is set outdoors with trees in the background. The image has a blue tint and is overlaid with white text.

Barn raising is a reminder
of our heritage of
community building and
resourceful problem solving.


The challenge is to use
that sense of community
to work together to
reach common goals.

Building a Framework for Action



Building a Dashboard to Gauge Progress

CAN Community Dashboard



3 – 5 Indicators

Examples:

- Trend in % of children who enter kindergarten developmentally behind
- Trend in % ninth graders who do not graduate
- Trend in % of families unable to meet basic financial needs
- Trend in % preventable ER visits

Ideal Statements

Community Goals & Indicators

Learning Working Thriving Connecting & Leading

Early Ed

Livable Wages

Public Safety

P-16 Ed

Workforce Dev.

Basic Needs

After School Programs

Housing

Civic Engagement

Literacy

Physical Health

Transportation

Mental Health & Subs. Abuse

Special Populations

Issue-specific Dashboards

What is a “Community Dashboard?”

- A short list of prioritized indicators that measures whether we are moving closer to our community vision
- A trend in the wrong direction is a “warning light” on this dashboard and indicates a need to dig deeper.



Community-wide Dashboard

- Will NOT diagnose problems or prescribe solutions
- Will NOT give enough information for making funding decisions.
- WILL alert us to problems that need closer attention and deeper analysis.
- Will NOT replace Issue-specific dashboards.

How will the Community Dashboard be used?

- To increase community awareness.
- To track whether we are moving in the right direction to achieve our shared vision.
- Partners and stakeholders will use the dashboard to consider how their individual plans and activities impact the larger picture.
- To identify inter-related issues and key problems that require collaborative solutions.

Let's Look at an Example

- Whatcom County, Washington Dashboard
<http://www.whatcomcounts.org/whatcom/index.php>
- Chicago's "Go to 2040" Regional Indicators Project
http://www.goto2040.org/indicators_factsheet.aspx
- Community Indicators Consortium
<http://www.communityindicators.net/>

Where are we headed?

- The development of a Community Dashboard will occur over the next year, with your help.
- The first step to developing a Community Dashboard is to agree on where our community is headed.
- Help us review and improve the following *draft* Ideal Statements – our Common Community Vision.

Ideal Statements – Our Common Community Vision

Learning & Working

- People have the skills and educational opportunities to live independently and productively.
- People have adequate incomes and resources to be self-sufficient.

Thriving

- People live in safe, stable and affordable housing.
- People have safe, affordable and reliable transportation alternatives.
- People achieve their optimal physical and mental health.
- People are free from abuse, neglect, crime and violence.

Connecting & Leading



People are civically engaged and connected to their neighborhoods and communities.